



2021

2022 03

(

)

“ ”

2021

1,361,994,647

A

1300

1,348,994,647

10

1

0

.....2

.....6

.....11

.....37

.....56

.....61

.....104

.....113

.....114

.....115

1

2

3

| | | |
|--|--|--|
| | | |
| | | |
| | | |
| | | |
| | | |
| | | |
| | | |
| | | |
| | | |
| | | |
| | | |
| | | |
| | | |
| | | |
| | | |
| | | |
| | | |
| | | |
| | | |
| | | |

| | | | |
|--|--|----|---------------|
| | / B | | 000541/200541 |
| | | | |
| | | | |
| | | | |
| | FOSHAN ELECTRICAL AND LIGHTING CO.,LTD | | |
| | FSL | | |
| | | | |
| | | 64 | |
| | 528000 | | |
| | | | |
| | | 64 | |
| | 528000 | | |
| | www.chinafsl.com | | |
| | | | |

| | | | | |
|--|--------------------|----|--------|---------|
| | 91440000190352575W | | | |
| | | | | |
| | 2006 | 4 | 13.47% | |
| | | | 10.50% | |
| | | | | 2015 12 |
| | | | 13.47% | 100% |
| | | | | 23.144% |
| | 2021 | 12 | | 5.94% |
| | | | 30% | |
| | | | | 30.82% |

| | | | |
|--|----|---|----|
| | | | |
| | 43 | B | 13 |
| | | | |

| | 2021 | 2020 | | 2019 |
|--|------------------|------------------|---------|------------------|
| | 4,772,690,469.14 | 3,744,914,452.72 | 27.44% | 3,337,576,747.66 |
| | 250,091,965.87 | 316,914,185.34 | -21.09% | 296,077,926.11 |

| | | | | |
|--|-----------------|----------------|---------|----------------|
| | | | | |
| | 150,010,381.60 | 276,795,046.07 | -45.80% | 283,753,154.31 |
| | -277,025,085.26 | | | |

| | | | | |
|--|----------------|------------------|------------------|------------------|
| | | | | |
| | 825,678,013.99 | 1,129,664,102.21 | 1,291,797,822.97 | 1,525,550,529.97 |
| | 42,203,399.57 | 68,352,143.36 | 81,457,735.74 | 58,078,687.20 |
| | 39,266,019.69 | 59,684,487.82 | 49,859,285.46 | 1,200,588.63 |
| | 48,558,082.07 | -2,778,441.55 | -99,365,759.87 | -223,438,965.91 |

| | 2021 | 2020 | 2019 | |
|--|---------------|---------------|---------------|--|
| | 82,233,742.26 | 7,466,798.65 | -413,275.62 | |
| | 15,971,903.24 | 25,372,941.13 | 6,485,365.31 | |
| | 881,704.19 | 1,337,410.12 | | |
| | | -5,613,743.03 | -5,104,980.13 | |
| | 10,663,119.44 | 8,463,850.00 | 15,574,400.00 | |
| | | 9,156,396.52 | | |
| | 10,640,975.11 | -123,367.66 | -2,543,083.02 | |
| | 17,224,178.81 | 5,643,715.91 | 2,635,263.29 | |
| | 3,085,681.16 | 297,430.55 | -961,608.55 | |

| | | | | |
|--|----------------|---------------|---------------|----|
| | 100,081,584.27 | 40,119,139.27 | 12,324,771.80 | -- |
|--|----------------|---------------|---------------|----|

1

LED

2

1

LED

2

LED

120

60

16

500

2021

228.65

CNAS

LED

IoT AI

66

LED

2022 2

21.48%

LED LED LED
LED LED LED LED

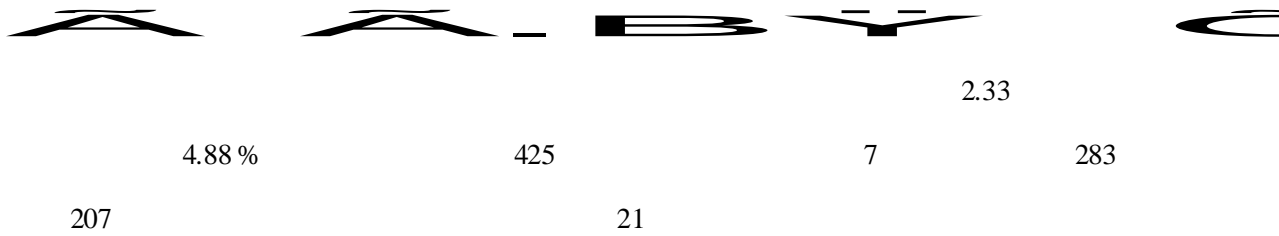
1

2021

477,269.05 27.44 % 25,009.20
%

2021

1



1>D²•á¼¼ ¼đD C QiaAPC ™ x 0

112

9 37

3

4

5

CAE

2

1

| | 2021 | | 2020 | | |
|-----|------------------|---------|------------------|---------|---------|
| | | | | | |
| | 4,772,690,469.14 | 100% | 3,744,914,452.72 | 100% | 27.44% |
| | 4,772,690,469.14 | 100.00% | 3,744,914,452.72 | 100.00% | 27.44% |
| LED | 2,988,460,170.89 | 62.62% | 2,826,795,772.25 | 75.48% | 5.72% |
| | 597,103,329.41 | 12.51% | 581,481,348.04 | 15.53% | 2.69% |
| | 899,064,914.20 | 18.84% | 185,907,625.69 | 4.96% | 383.61% |
| | 122,634,832.36 | 2.57% | 105,652,219.59 | 2.82% | 16.07% |
| | 165,427,222.28 | 3.47% | 45,077,487.15 | 1.20% | 266.98% |
| | 3,273,811,238.64 | 68.59% | 2,264,373,046.87 | 60.47% | 44.58% |
| | 1,498,879,230.50 | 31.41% | 1,480,541,405.85 | 39.53% | 1.24% |
| | 43,652,588.73 | 0.91% | 48,371,189.85 | 1.29% | -9.75% |
| | 4,563,610,658.13 | 95.62% | 3,651,465,775.72 | 97.50% | 24.98% |
| | 165,427,222.28 | 3.47% | 45,077,487.15 | 1.20% | 266.98% |

2

10%

| | 4,772,690,469.14 | 3,962,183,323.47 | 16.98% | 27.44% | 32.24% | -3.01% |
|-----|------------------|------------------|--------|---------|---------|--------|
| LED | 2,988,460,170.89 | 2,524,850,293.04 | 15.51% | 5.72% | 9.01% | -2.55% |
| | 597,103,329.41 | 474,386,396.24 | 20.55% | 2.69% | 11.74% | -6.44% |
| | 899,064,914.20 | 747,331,339.98 | 16.88% | 383.61% | 404.26% | -3.40% |

| | | | | | | |
|--|------------------|------------------|--------|---------|---------|--------|
| | 122,634,832.36 | 89,772,637.68 | 26.80% | 16.07% | 30.45% | -8.07% |
| | 165,427,222.28 | 125,842,656.53 | 23.93% | 266.98% | 225.89% | 9.59% |
| | | | | | | |
| | 3,273,811,238.64 | 2,639,556,650.24 | 19.37% | 44.58% | 51.57% | -3.72% |
| | 1,498,879,230.50 | 1,322,626,673.23 | 11.76% | 1.24% | 5.41% | -3.49% |
| | | | | | | |
| | 43,652,588.73 | 29,629,037.23 | 32.13% | -9.75% | -17.71% | 6.56% |
| | 4,563,610,658.13 | 3,806,711,629.71 | 16.59% | 24.98% | 30.29% | -3.40% |
| | 165,427,222.28 | 125,842,656.53 | 23.93% | 266.98% | 225.89% | 9.59% |

| | | | | | | |
|--|--|----------------|-------|----------------|-------|---------|
| | | 358,494,737.12 | 9.05% | 279,919,016.68 | 9.34% | 28.07% |
| | | 125,842,656.53 | 3.18% | 38,615,663.76 | 1.29% | 225.89% |

| | | 2021 | | 2020 | | |
|-----|--|------------------|--------|------------------|--------|-----------|
| | | | | | | |
| LED | | 2,067,044,284.57 | 52.17% | 1,790,215,086.03 | 59.75% | 15.46% |
| LED | | 278,057,829.97 | 7.02% | 326,408,017.07 | 10.89% | -14.81% |
| LED | | 179,748,178.50 | 4.54% | 199,466,678.95 | 6.66% | -9.89% |
| LED | | 2,524,850,293.04 | 63.72% | 2,316,089,782.05 | 77.30% | 9.01% |
| | | 326,913,472.47 | 8.25% | 276,836,739.94 | 9.24% | 18.09% |
| | | 98,778,080.95 | 2.49% | 84,211,159.40 | 2.81% | 17.30% |
| | | 48,694,842.82 | 1.23% | 63,501,003.52 | 2.12% | -23.32% |
| | | 474,386,396.24 | 11.97% | 424,548,902.86 | 14.17% | 11.74% |
| | | 535,110,159.03 | 13.51% | 108,505,008.56 | 3.62% | 393.17% |
| | | | 2.26% | 28,617,438.10 | 0.96% | 212.68% |
| | | 122,740,090.34 | 3.10% | 11,079,929.95 | 0.37% | 1,007.77% |



3

| | 2021 | 2020 | | |
|--|----------------|----------------|---------|--|
| | 170,281,041.34 | 145,219,700.35 | 17.26% | |
| | 206,336,111.81 | 155,365,373.75 | 32.81% | |
| | 3,120,029.73 | -5,623,285.45 | 155.48% | |
| | 203,681,619.16 | 108,885,296.71 | 87.06% | |

4

| LED | | | | Smart FSL |
|-----------|-----|--|------------|-------------------|
| LED | | | | |
| | LED | | | |
| LED | LED | | LED LED | LED LED LED |
| 24 ADB | | | | ADB |

| | | | | |
|--|--|--|--|--|
| | | | | |
|--|--|--|--|--|

| | 2021 | 2020 | |
|-------|--------|--------|---------|
| | 1226 | 856 | 43.22% |
| | 13.20% | 10.81% | 2.39% |
| | | | |
| | 609 | 373 | 63.27% |
| | 28 | 12 | 133.33% |
| | 4 | 0 | - |
| | 589 | 471 | 25.05% |
| | | | |
| 30 | 521 | 423 | 23.17% |
| 30~40 | 447 | 266 | 68.05% |
| 40 | 258 | 167 | 54.49% |

| | 2021 | 2020 | |
|--|----------------|----------------|--------|
| | 232,707,972.02 | 161,198,331.61 | 44.36% |
| | 4.88% | 4.30% | 0.58% |
| | 0.00 | 0.00 | |

5

| | 2021 | 2020 | |
|--|------------------|------------------|-----------|
| | 4,544,248,307.83 | 3,574,410,231.32 | 27.13% |
| | 4,821,273,393.09 | 3,179,581,899.42 | 51.63% |
| | -277,025,085.26 | 394,828,331.90 | -170.16% |
| | 1,914,743,798.27 | 467,212,335.49 | 309.82% |
| | 941,892,466.14 | 544,306,623.11 | 73.04% |
| | 972,851,332.13 | -77,094,287.62 | 1,361.90% |
| | 127,386,000.00 | 48,300,000.00 | 163.74% |
| | 554,227,366.75 | 536,686,783.37 | 3.27% |
| | -426,841,366.75 | -488,386,783.37 | 12.60% |
| | 263,360,932.74 | -175,350,823.84 | 250.19% |

1

2

1,361.90%

3

12.60%

-277,025,085.26

267,297,435.30

544,322,520.56

| | | | | |
|--|----------------|---------|----|-------|
| | | | | |
| | 36,121,053.68 | 12.36% | | |
| | 4,649,669.44 | 1.59% | | |
| | -30,891,621.47 | -10.57% | 7% | 2.3% |
| | 13,186,956.38 | 4.51% | | 81.3% |
| | | 0.41% | | 4.91 |
| | 16,311,903.24 | 5.58% | | |
| | -4,657,215.52 | -1.59% | | |
| | 77,713,637.77 | 26.58% | | |

1

| | 2021 | | 2021 | | | |
|--|------------------|--------|------------------|--------|-------|--|
| | | | | | | |
| | 1,384,218,544.27 | 14.27% | 981,249,699.49 | 11.51% | 2.76% | |
| | 1,452,728,276.48 | 14.98% | 1,134,233,235.70 | 13.31% | 1.67% | |
| | 8,561,303.10 | 0.09% | | 0.00% | 0.09% | |
| | 1,063,489,341.00 | 10.96% | 735,685,116.91 | 8.63% | 2.33% | |

| | | | | | | |
|--|----------------|-------|---------------|-------|-------|--|
| | 13,497,139.00 | 0.14% | 3,943,088.30 | 0.05% | 0.09% | |
| | 226,779,997.01 | 2.34% | | 0.00% | 2.34% | |
| | 84,818,285.22 | 0.87% | 65,777,726.45 | 0.77% | 0.10% | |
| | 7,862,803.22 | 0.08% | 2,192,806.19 | 0.03% | 0.05% | |

2

| | | | | | | | | |
|----|------------------|-----------------|------------------|--|--------------|------------------|--------------|------------------|
| | | | | | | | | |
| | | | | | | | | |
| 2. | 6,332,900.00 | -1,683,230.56 | | | | | 1,176,008.74 | 5,825,678.18 |
| 4. | 3,305,501,030.06 | -322,793,550.14 | 1,158,465,606.86 | | 9,402,110.68 | 1,517,248,805.45 | | 1,474,860,785.15 |
| | 3,311,833,930.06 | -324,476,780.70 | 1,158,465,606.86 | | 9,402,110.68 | 1,517,248,805.45 | 1,176,008.74 | 1,480,686,463.33 |
| | 3,311,833,930.06 | -324,476,780.70 | 1,158,465,606.86 | | 9,402,110.68 | 1,517,248,805.45 | 1,176,008.74 | 1,480,686,463.33 |
| | 0.00 | | | | | | | 0.00 |

3

| | | |
|--|----------------|--|
| | | |
| | 245,575,069.72 | |

27 Tm 1 1 21275,62127262127,621270

| | | | | | | | | | | | | | | |
|--|----|----|------------------------|----|----|----|----|----|----|-------------------|-------------------|----|----------|--------------|
| | | | 0,163.7 6 | | | | | | | 127.06 | 127.06 | | 06 24 | |
| | | | | | | | | | | | | | | 2021-0 38 |
| | -- | -- | 693,88 0,163.7 6 | -- | -- | -- | -- | -- | -- | 14,603, 268.70 | 14,603, 268.70 | -- | -- | -- |

3

4

1

| | | | | | | | | | | | | | | |
|--|--|--|--|--|--|--|--|--|--|--|--|--|--|--|
| | | | | | | | | | | | | | | |
|--|--|--|--|--|--|--|--|--|--|--|--|--|--|--|

| | | | | | | | | | | | | | |
|--|--------|--|--------------------|----|--------------------------|-------------------------|--------------------------|------------------|--------------------------|-------------------|--------------------------|----|----|
| | | | | | | | | | 42 | | | | |
| | 601818 | | | | 74,001, 548.46 | -10,221, 957.98 | | | 63,779, 590.48 | 3,894,8 18.34 | | | |
| | 601187 | | 222,593 ,949.49 | | 1,448,2 27,123. 20 | -692,39 8,112.25 | 353,361 ,994.91 | | 179,873 ,066.55 | 19,748, 551.68 | 575,955 ,944.40 | | |
| | 002449 | | 9,402,11 0.68 | | 0.00 | 1,538,51 1.32 | 1,538,51 1.32 | 9,402,11 0.68 | | | 10,940, 622.00 | | |
| | | | 500,000 .00 | | 500,000 .00 | | | | | | 500,000 .00 | | |
| | 601777 | | 1,176,0 08.74 | | 1,176,0 08.74 | 382,769 .44 | | | | | 1,558,7 78.18 | | |
| | | | 317,571 ,187.03 | -- | 3,302,1 22,862. 40 | -332,81 7,104.3 0 | 1,158,4 65,606. 86 | 9,402,11 0.68 | 1,502,2 88,305. 45 | 23,643, 370.02 | 1,476,4 19,563. 33 | -- | -- |
| | | | | | | | | | | | | | |
| | | | | | | | | | | | | | |

2

| | | | | | | | | | | | | | |
|--|--|--|--|-----|---------------|---------------|-----|--|-----|--|--|--|-------|
| | | | | | | | | | | | | | |
| | | | | 600 | 2020 08 25 | 2021 03 29 | 600 | | 600 | | | | 48.59 |
| | | | | 300 | 2020 10 28 | 2021 01 29 | 300 | | 300 | | | | 10.40 |

| | | | | | | | | | | | | | | |
|--|--|--|------|---|--|--|--|--|--|--|--|--|----|--------------|
| | | | 8.83 | 4 | | | | | | | | | 27 | |
| | | | | | | | | | | | | | | 2021-0 56 |

2019 1 1

2

10%

| | | | | | | | | |
|--|--|--|-------------------|--------------------|--------------------|--------------------|-------------------|-------------------|
| | | | | | | | | |
| | | | 72,782,944.0 0 | 295,908,457. 61 | 167,282,654. 33 | 315,044,707. 95 | 22,624,286.1 2 | 18,959,568.4 9 |
| | | | 500,000.00 | 153,402,445. 48 | 38,168,506.6 0 | 147,525,074. 10 | 3,258,273.89 | 2,474,926.17 |
| | | | 35,418,439.7 6 | 64,956,562.4 9 | 54,550,766.9 0 | 42,482,443.8 8 | 1,053,970.31 | 804,842.87 |
| | | | 15,000,000.0 0 | 20,430,403.8 0 | 19,425,794.3 8 | 20,296,271.6 4 | 657,076.08 | 131,862.68 |

| | | | | |
|-----------|------|-------------------|---------------|------|
| | | 2005 79 | 2005 8 23 | |
| | 70% | | | |
| 2016 8 23 | | | | |
| | 30% | | 100 | |
| | | [2005]97 | 2005 12 5 | |
| | 70% | | | |
| | | | 2009 4 17 | |
| | 100% | | | |
| 2013 8 27 | | | | 200 |
| | | | 35,418,439.76 | |
| | | | 1500 | 2013 |
| 5 8 | | 100% | | |
| 2008 8 27 | | | | |
| | | | | 2010 |
| 11 15 | | 100% | | |
| | | | | |
| | | 2016 10 21 | 51% | |
| | | | | |
| | | FSL Lighting GmbH | | |
| 25,000 | | 2017 11 30 | 100% | |
| | | | | |
| 1,715.80 | | 2020 7 30 | 51% | |

2020 12 21

100%

2021 8 16

2021 11

2021 7

53.79%

1

2

1

2022

431

23%

2

LED

3

5G

2022

1

1

2

2

1

2

3

3

1

2

3

1

2

LED

3

LED

4

30%

1

2

3

4

| | | | | | | | | | | | | | | |
|--|--|--|--|----|------------------|------------------|----------|---|---|---|---|---|--------|--|
| | | | | 54 | 2020 08 24 | 2023 08 23 | 0 0 | 0 | 0 | 0 | 0 | 0 | 0 | |
| | | | | 51 | 2020 08 24 | 2023 08 23 | 0 0 | 0 | 0 | 0 | 0 | 0 | 0 | |
| | | | | 47 | 2020 08 24 | 2023 08 23 | 11,550 0 | 0 | 0 | 0 | 0 | 0 | 11,550 | |
| | | | | 52 | 2020 08 24 | 2023 08 23 | 0 0 | 0 | 0 | 0 | 0 | 0 | 0 | |
| | | | | 62 | 2020 08 24 | 2023 08 23 | 0 0 | 0 | 0 | 0 | 0 | 0 | 0 | |
| | | | | 60 | 2021 09 13 | 2023 08 23 | 0 0 | 0 | 0 | 0 | 0 | 0 | 0 | |
| | | | | 56 | 2021 09 13 | 2023 08 23 | 0 0 | 0 | 0 | 0 | 0 | 0 | 0 | |
| | | | | 34 | 2020 08 24 | 2023 08 23 | 0 0 | 0 | 0 | 0 | 0 | 0 | 0 | |
| | | | | 36 | 2020 08 24 | 2023 08 23 | 0 0 | 0 | 0 | 0 | 0 | 0 | 0 | |
| | | | | 48 | 2020 08 24 | 2023 08 23 | 77,561 0 | 0 | 0 | 0 | 0 | 0 | 77,561 | |

| | | | | | | | | | | | | | |
|--|--|--|--|----|------------------|------------------|----------|---|---|---|---|--------|--|
| | | | | 52 | 2020 08 24 | 2023 08 23 | 22,583 0 | 0 | 0 | 0 | 0 | 22,583 | |
|--|--|--|--|----|------------------|------------------|----------|---|---|---|---|--------|--|

| | | | | |
|--|--|--|------------|--|
| | | | 2021 09 13 | |
| | | | 2021 09 13 | |
| | | | 2021 09 13 | |
| | | | 2021 12 27 | |

2

1970 7

2020 4

2020 5

1951

1995 2010

2015 12

1967 8

RGB

2020 4

2020 5

1970 7

MBA

2020 6

2020 7

2020 8

1974 2

2015 12

1969 8

2015 12

1961 3

2021 9

1965 5

2021 9

1959 8

1973 6

1995 7

1995 7 1997

6

1997 7

| | | | | | | | |
|---------|---------|-----|--------|---------|--------|---------|--------|
| 2005 1 | 2005 12 | HID | 2006 1 | 2008 11 | T5 | 2008 11 | 2009 8 |
| | 2009 9 | | | | | | |
| | 1972 12 | | | 1994 | | 1997 1 | |
| 2012 12 | | | | | | | 2013 |
| 1 | 2013 8 | OEM | | 2013 9 | 2014 5 | OEM | |
| 2014 5 | | | | | | | |
| | 1970 3 | | | | | | |
| | | | | | | | |
| | 2016 1 | | | | | | |

| | | | | | |
|--|--|--|--|--|--|
| | | | | | |
| | | | | | |
| | | | | | |

| | | | | | |
|--|--|--|--|--|--|
| | | | | | |
| | | | | | |
| | | | | | |

| | | | | | | |
|--|--|--|----|--|--------|--|
| | | | 36 | | | |
| | | | 48 | | 47.7 | |
| | | | 52 | | 41.92 | |
| | | | 44 | | 141.3 | |
| | | | 47 | | 139.69 | |
| | | | 52 | | 133.53 | |
| | | | 49 | | 140.99 | |
| | | | 51 | | 130.27 | |
| | | | 49 | | 131.97 | |
| | | | 51 | | 151.36 | |
| | | | 34 | | 30.67 | |
| | | | 72 | | 10.2 | |

2021

| | |
|--|-------|
| | |
| | 6,618 |
| | 861 |
| | 940 |
| | 74 |
| | 794 |
| | 9,287 |
| | |
| | |
| | 65 |
| | 1,134 |
| | 1,357 |
| | 1,717 |
| | 5,014 |
| | 9,287 |

64.59

2021 1 1

2

3

4

2012 37

2012 91

2012

2021-2023

30

| | |
|--|--|
| | |
| | |
| | |
| | |
| | |
| | |
| | |

| | |
|----|----------------|
| 10 | 0 |
| 10 | 1.00 |
| 10 | 0 |
| | 1,348,994,647 |
| | 134,899,464.70 |


| | | | | | | | | | |
|------------------|--|------|---|----------------|--|--|------|--|------------------|
| | | | | | | | | | 249,744,793.06 |
| | | | | | | | | | 384,644,257.76 |
| | | | | | | | | | 2,738,229,003.27 |
| | | | | | | | | | 100% |
| | | | | | | | | | |
| | | | | | | | | | |
| | | | | | | | | | |
| | | | | | | | | | |
| | | | | 2021 | | | | | 241,148,689.36 |
| 1,591,884,733.49 | | 2020 | | 135,847,668.70 | | | | | |
| | | | | | | | | | |
| | | | | | | | | | |
| | | | | | | | | | |
| 2,738,229,003.27 | | 2021 | | | | | 2021 | | 1,361,994,647 |
| | | | A | 1300 | | | | | 10 |
| | | | | | | | | | |
| 1 | | B | | | | | | | |

2021 12 17 2021 A B

2021

2

| | | | | | | |
|--|--|--|--|--|--|--|
| | | | | | | |
|--|--|--|--|--|--|--|



4.

3.

1.

2.

4.

3.

4.


5.

1.

2.

3.

4.



2018 2020

2020 8 24 2020

3 2023 8 24

| | | | 1 | | 280 mg/m3 | DB44/21 59-2019 | 9.208 / | 39.937 / | |
|--|--|--|---|--|-----------|--------------------|---------|----------|--|

| | | | | | | | | | |
|---|-----|-----|-----------|------|--|-------------|-------|-------|----|
| 2 | RTO | 360 | 2016 11 3 | 2017 | | +RTO | 10000 | 10000 | 24 |
| 3 | | 60 | 2019 3 11 | 2019 | | + +22.5m | 60712 | 60712 | 24 |

| | | | | | | | | | |
|----|--|--|--|--|--|--|------------|--|-----------|
| | | | | | | | | | |
| 1 | | | | | | | 2004 11 3 | | / |
| 2 | | | | | | | 2008 8 28 | | [2008]26 |
| 3 | | | | | | | 2010 2 22 | | [2010]8 |
| 4 | | | | | | | 2013 8 30 | | [2013]030 |
| 5 | | | | | | | 2014 2 19 | | [2014]2 |
| 6 | | | | | | | 2015 2 13 | | [2015]14 |
| 7 | | | | | | | 2015 11 26 | | [2015]157 |
| 8 | | | | | | | 2015 12 24 | | [2015]83 |
| 9 | | | | | | | 2017 9 30 | | [2017]138 |
| 10 | | | | | | | 2019 1 14 | | [2019]11 |
| 11 | | | | | | | 2019 9 12 | | [2019]126 |

| | | | | |
|----|--|--|----------|--|
| | | | | |
| 12 | | | 2020 6 1 | |

4

5

| | | | |
|----------|----------|-----------|----------|
| | ISO9001 | IATF16949 | ISO14001 |
| ISO45001 | ISO50001 | | 2018 |

6

1

| | | | 1 | 2015 12 04 | | |
|--|--|--|---|---------------|--|--|
| | | | 1 | | | |
| | | | 2 | | | |
| | | | 2 | | | |
| | | | 3 | | | |
| | | | 1 | 2021 11 04 | | |

| | | | | | | |
|--|--|--|---|---------------|--|--|
| | | | 2 | | | |
| | | | 1 | | | |
| | | | 2 | | | |
| | | | 3 | 2015 12 04 | | |

| | | | | | | |
|--|--|--|---|---|---------|--|
| | | | 1 | | | |
| | | | | 2 | | |
| | | | | | 2021 11 | |
| | | | | 3 | 04 | |

| | | | | | | |
|--|--|--|---|---|---|---|
| | | | | | | |
| | | | | 2 | | |
| | | | | | 3 | |
| | | | 3 | | | |
| | | | 1 | | | |
| | | | | | | |
| | | | 2 | | | |
| | | | | | 3 | |
| | | | | | | |
| | | | | | | 4 |
| | | | | | 1 | |
| | | | | | | |
| | | | | 2 | | |
| | | | 5 | | | |
| | | | 1 | | | |
| | | | | | | |
| | | | | 2 | | |
| | | | | | | |
| | | | | | 3 | |
| | | | | | | |
| | | | | 4 | | |

| | | | | | | |
|--|--|--|---|---|---------|--|
| | | | 5 | | | |
| | | | 1 | | | |
| | | | 2 | | | |
| | | | 1 | | | |
| | | | 2 | | | |
| | | | | 3 | | |
| | | | | 1 | | |
| | | | | 2 | 2021 11 | |
| | | | | | 04 | |
| | | | 3 | | | |
| | | | 4 | | | |
| | | | 5 | | | |
| | | | | 4 | | |
| | | | | 1 | | |
| | | | | 2 | | |
| | | | | 3 | | |
| | | | | | | |
| | | | | 5 | | |
| | | | | 1 | | |
| | | | | 2 | | |

| | | | | | | |
|--|--|--|----|--------------|--|--|
| | | | | | | |
| | | | 1. | 2021 10 7 | | |
| | | | 1 | | | |
| | | | 2 | | | |
| | | | 2. | | | |
| | | | 3. | | | |
| | | | 1. | 2021 10 7 | | |
| | | | 2. | | | |

| | | | | 2021 10 7 | | |
|--|--|--|----|--------------|--|--|
| | | | 1. | | | |
| | | | 2. | | | |
| | | | 1. | | | |
| | | | 2. | | | |
| | | | 1. | | | |
| | | | 2. | | | |
| | | | 3. | | | |
| | | | 4. | | | |
| | | | 5. | | | |

| | | | | | | |
|--|--|--|----|------|----|--|
| | | | | | | |
| | | | 1 | 2021 | 10 | |
| | | | 2 | 27 | | |
| | | | 36 | | | |

1

2021 10

27

6

6

3

2

| | | | | | | | |
|--|--|--|----|----|--|--|--|
| | | | 1 | 6 | | | |
| | | | | 15 | | | |
| | | | 2 | 6 | | | |
| | | | | 3 | | | |
| | | | 1% | | | | |

1

12

| | | | | | | |
|--|--|--|---|---------------|--|--|
| | | | | | | |
| | | | 1 | 2021 10 27 | | |
| | | | 2 | | | |
| | | | 1 | 2021 10 27 | | |
| | | | 2 | | | |
| | | | 3 | | | |
| | | | 4 | | | |
| | | | 5 | | | |
| | | | 6 | | | |

| | | | | | | |
|--|--|----|---|---------------|--|--|
| | | | 7 | | | |
| | | 1 | 2 | 2021 9 28 | | |
| | | 3 | | | | |
| | | 1 | 2 | 2021 10 27 | | |
| | | 36 | | | | |

| | | | | | | |
|--|--|--|--|--|--|--|
| | | | | | | |
|--|--|--|--|--|--|--|

1

3

2021 9
28

2

36

12

36

3

36

| | | | | | | |
|--|--|--|---|---------------|--|--|
| | | | | | | |
| | | | 2 | | | |
| | | | 3 | | | |
| | | | 1 | 2021 10 27 | | |
| | | | 2 | | | |
| | | | 3 | | | |

| | | | | | | |
|--|--|--|---|--------------|--|--|
| | | | | | | |
| | | | 1 | 2021 9 28 | | |
| | | | 2 | | | |
| | | | 3 | | | |

| | | | | | | |
|--|--|--|----|---------------|--|--|
| | | | 3 | | | |
| | | | 1 | 2021 10 27 | | |
| | | | 2 | | | |
| | | | 3 | | | |
| | | | 36 | 2021 10 27 | | |

| | | | | | | |
|--|--|--|---|---------------|--|--|
| | | | | | | |
| | | | 1 | 2021 10 27 | | |
| | | | 2 | | | |
| | | | | 2021 10 27 | | |

| | | | | | | |
|--|--|--|--|--|--|--|
| | | | | | | |
|--|--|--|--|--|--|--|

| | | | | | | |
|--|--|--|---|---|---------|---|
| | | | 2 | | | |
| | | | (| | | |
| | | |) | | | |
| | | | | 3 | | |
| | | | | | 4 | |
| | | | 5 | | | |
| | | | | | | 6 |
| | | | | | | |
| | | | | | 2021 10 | |
| | | | | | 27 | |

| | | | | | | |
|--|--|--|------------|------|---------------|--|
| | | | 36 | | | |
| | | | | 100% | 2021 10 27 | |
| | | | 46,260,021 | | 2021 10 27 | |

| | | | | | | |
|--|--|--|-------------|---------------|--|--|
| | | | 5,791,924 | 2021 10 27 | | |
| | | | 6 3 2 | 2021 10 27 | | |
| | | | 1 2 | 2021 10 27 | | |

| | | | | | |
|--|--|--|------------|------------|--|
| | | | 3 | | |
| | | | 4 | | |
| | | | 1 | | |
| | | | 2 | | |
| | | | 3 | | |
| | | | 2019 11 20 | | |
| | | | [2019]13 | 2021 10 27 | |
| | | | 3 | | |
| | | | 4 | | |

| | | | | | | |
|--|--|--|----------------|------|---------|---------------|
| | | | 1 | | | |
| | | | 2 | | | |
| | | | 18 | 2021 | 3 10 | 2021 10 27 |
| | | | 4 | | | |
| | | | 1 | | 2021 10 | 27 |
| | | | 201906280001-1 | | | |
| | | | 201906280001-2 | | | |
| | | | 4 | | | |

| | | | | | | |
|--|--|--|-------------------|------|---------------|--|
| | | | 2019 6 28 6 27 | 2022 | | |
| | | | 39,876,500 | | | |
| | | | 2 | | | |
| | | | | 3 | | |
| | | | 10 | | | |
| | | | 1 | | 2021 10 27 | |
| | | | 2 | | | |
| | | | 36 | | | |
| | | | | 3 | | |

| | | | | | | |
|--|--|--|--------------------------|---------------|--|--|
| | | | | | | |
| | | | | 2021 10 27 | | |
| | | | | 2021 10 27 | | |
| | | | 79,753,050 39,876,500 | 2021 10 27 | | |

| | | | | | | |
|--|--|--|---|---------------|--|--|
| | | | 2 | | | |
| | | | | 2021 10 27 | | |
| | | | | 2009 05 27 | | |
| | | | | | | |

“ ”

“ ”

4

2

5

2

| | |
|--|-----|
| | |
| | 162 |
| | 6 |
| | |
| | 1 |

| | | | | | | | | | | | | | |
|--|----|---|--|--|--------|--------|--------|-------|--|--|--------|------------|----|
| | | / | | | 7 | 7 | | | | | 7 | 01 | 28 |
| | | / | | | 785.86 | 785.86 | 0.28% | 1,500 | | | 785.86 | 2021 01 | 28 |
| | 5% | / | | | 265.44 | 265.44 | 0.10% | 1,300 | | | 265.44 | 2021 01 | 28 |
| | 5% | / | | | 64.65 | 64.65 | 0.02% | | | | 64.65 | | |
| | | / | | | 115.19 | 115.19 | 1.83% | 300 | | | 115.19 | 2021 01 | 28 |
| | | / | | | 26.94 | 26.94 | 21.83% | | | | 26.94 | | |
| | | / | | | 2.55 | 2.55 | 2.06% | | | | 2.55 | | |
| | | / | | | 0.57 | 0.57 | 0.46% | | | | 0.57 | | |

| | | | | | | | | | | | | | |
|--|--|---|--|--|------|------|-------|--|--|--|------|--|--|
| | | / | | | 0.27 | 0.27 | 0.03% | | | | 0.27 | | |
|--|--|---|--|--|------|------|-------|--|--|--|------|--|--|

5%

/

139.46 139.46 0.05%

139.46

| | | | | | | | | | | | | |
|--|----|---|--|--|--------|--------|-------|-------|--|--------|------|-------|
| | | / | | | | | | | | | 01 | 28 |
| | | / | | | 186.31 | 186.31 | 0.04% | | | 186.31 | | |
| | | / | | | 310.44 | 310.44 | 0.07% | 1,000 | | 310.44 | 2021 | 01 28 |
| | | / | | | 7.35 | 7.35 | 0.00% | | | 7.35 | | |
| | | / | | | 4.97 | 4.97 | 0.00% | | | 4.97 | | |
| | | / | | | 22.57 | 22.57 | 0.00% | | | 22.57 | | |
| | | / | | | 10.86 | 10.86 | 0.00% | | | 10.86 | | |
| | | / | | | 3.02 | 3.02 | 0.00% | | | 3.02 | | |
| | 5% | / | | | 2.70 | 2.7 | 0.00% | | | 2.70 | | |

| | | | | | | | | | | | | | |
|--|--|---|--|--------|--------|---------------|-------|--------|----|----|--------|---------------|----|
| | | | | | | | | | | | | | |
| | | / | | | 0.80 | 0.8 | 0.00% | | | | 0.80 | | |
| | | / | | | 0.61 | 0.61 | 0.00% | 3,600 | | | 0.61 | 2021 01 28 | |
| | | / | | | 0.09 | 0.09 | 0.00% | | | | 0.09 | | |
| | | / | | | 1.44 | 1.44 | 0.00% | | | | 1.44 | | |
| | | / | | | 164.30 | 164.3 | 0.03% | | | | 164.30 | | |
| | | / | | | 61.92 | 61.92 | 0.01% | | | | 61.92 | | |
| | | | | -- | -- | 21,573. 13 | -- | 31,600 | -- | -- | -- | -- | -- |
| | | | | | | | | | | | | | |
| | | | | 2021 1 | | | | | | | | | |

| | | | | | | | | | | | |
|--|--|--|------------|------------|-----------|-----------|------------|-----------|--|------|---------|
| | | | 5,791,924 | | | | | | | | |
| | | | | 52,051,945 | | | | | | | |
| | | | 100% | | 47,969.53 | 86,372.55 | -96,501.19 | 91,798.02 | | 2021 | 0 10 28 |
| | | | 79,753,050 | | | | | | | | |
| | | | | | | | | | | | |
| | | | | 2021 | | | | 2021 | | | 30% |
| | | | | | 4.5 | | | | | | |
| | | | | | | | | | | | |

3

4

5

| | | | | | | | |
|--|--|--------|-------------|-----------|------------|------------|-----------|
| | | | | | | | |
| | | 30,000 | 1.75%-3.30% | 30,082.70 | 331,309.03 | 331,913.98 | 29,477.75 |

2020 12

82.70

2021 1

| | | | | |
|--|--|--|--------|---|
| | | | | |
| | | | 40,000 | 0 |

6

7

1 2020 3

5% 2021 6 16 940.21 1,014,900

2 2021 3

17,502.56

3 2021 4

18,907.02

4 2021 6 1 2 3 4 18

25,709,006

10.1.3

1 2 3 4 18

| | 2021 04 26 | |
|--|------------|--|
| | 2021 05 06 | |
| | 2021 07 09 | |
| | 2021 08 17 | |

1

1

2

3

2

| A1 | | | | | A2 | | | | | |
|----|--|--|--|--|----|--|--|--|--|--|
| A3 | | | | | A4 | | | | | |
| | | | | | | | | | | |
| | | | | | | | | | | |

C1

C2

| | | 40,000 | 32,191 | 0 | 0 |
|--|--|--------|--------|---|---|
| | | 30,000 | 0 | 0 | 0 |
| | | 70,000 | 32,191 | 0 | 0 |

||

2

4

1

2021 10 27 2021 12 31

2021

<

>

100%

79,753,050

52,051,945

2022 2 25

2

2020 12 18 , 2020

A

B

2020

12 24

A

B

2021 12 18

A

31,952,995

B 18,398,512

3.60%, A

20,195.56

B

5,858.82

,

2022 1 14

1300 A

| | | | | | | |
|---------------|---------------|------------|------------|------------|------------|--------------|
| 1300 | A | A | 18,952,995 | B | 18,398,512 | |
| 37,351,507 | | 2022 2 8 | | | | |
| 1,399,346,154 | 1,361,994,647 | | | | | |
| 3 | | | | | | |
| 2021 | | 28,139,100 | 45.21 / | 126,002.17 | | |
| | | 17,316,375 | | 1.35% | | |
| 26,242,300 | 6.88 / | 18,007.48 | | | | |
| | 83,471,876 | 3.17% | | 18,546,754 | | |
| 3.44 / | 6,385.11 | | | | | 2019 |
| 1 1 | | | | | | |
| 2021 | | | | | | |
| 1 | | | | | | |
| | 2020 7 17 | | | | | |
| | | | | | | 2021 9 |
| 2 | | | | | | |
| | 2021 8 16 | | | | | |
| 2021 11 | | | | | | [2021] 20795 |
| 3 | | | | | | |

2021 12 15

183,855,895

2021 12 31

30%

55,160,000.00

4

2021 10 22

FSL Lighting GmbH

1

| | 13,169,196 | 0.94% | | | | 0 | 0 | 13,169,196 | 0.94% |
|---|------------|-------|--|--|--|------------|------------|------------|-------|
| 1 | | | | | | | | | |
| 2 | 1 | 0.00% | | | | 2,415,538 | 2,415,538 | 2,415,539 | 0.17% |
| 3 | 4,241,563 | 0.30% | | | | -2,415,538 | -2,415,538 | 1,826,025 | 0.13% |
| | 3,753,972 | 0.27% | | | | -2,415,538 | -2,415,538 | 1,338,434 | 0.10% |
| | 487,591 | 0.03% | | | | | | | |

2

1

2-q0PAAJO Ñ - Ø õ å

0 E. 5 9 | ä ð õq2 q1 ðõ

| | | 13.47% | 188,496,430 | | | 188,496,430 | | 92,363,251 |
|--|--|--------|-------------|--|--|-------------|--|------------|
| | | 10.50% | 146,934,857 | | | 146,934,857 | | |
| | | | 122,694,246 | | | 122,694,246 | | 32,532,815 |

| | | | |
|--|----|-------------|-------------|
| | | 188,496,430 | 188,496,430 |
| | | 146,934,857 | 146,934,857 |
| | | 122,694,246 | 122,694,246 |
| | | 83,130,898 | 83,130,898 |
| () | | 35,586,037 | 35,586,037 |
| | | 33,161,800 | 33,161,800 |
| | | 25,482,252 | 25,482,252 |
| | | 14,448,307 | 14,448,307 |
| DBS VICKERS (HONG KONG) LTD A/C CLIENTS | | 9,744,456 | 9,744,456 |
| | | 9,300,050 | 9,300,050 |
| 10 10 10 | 10 | | |
| 10 | 4 | | |

10

10

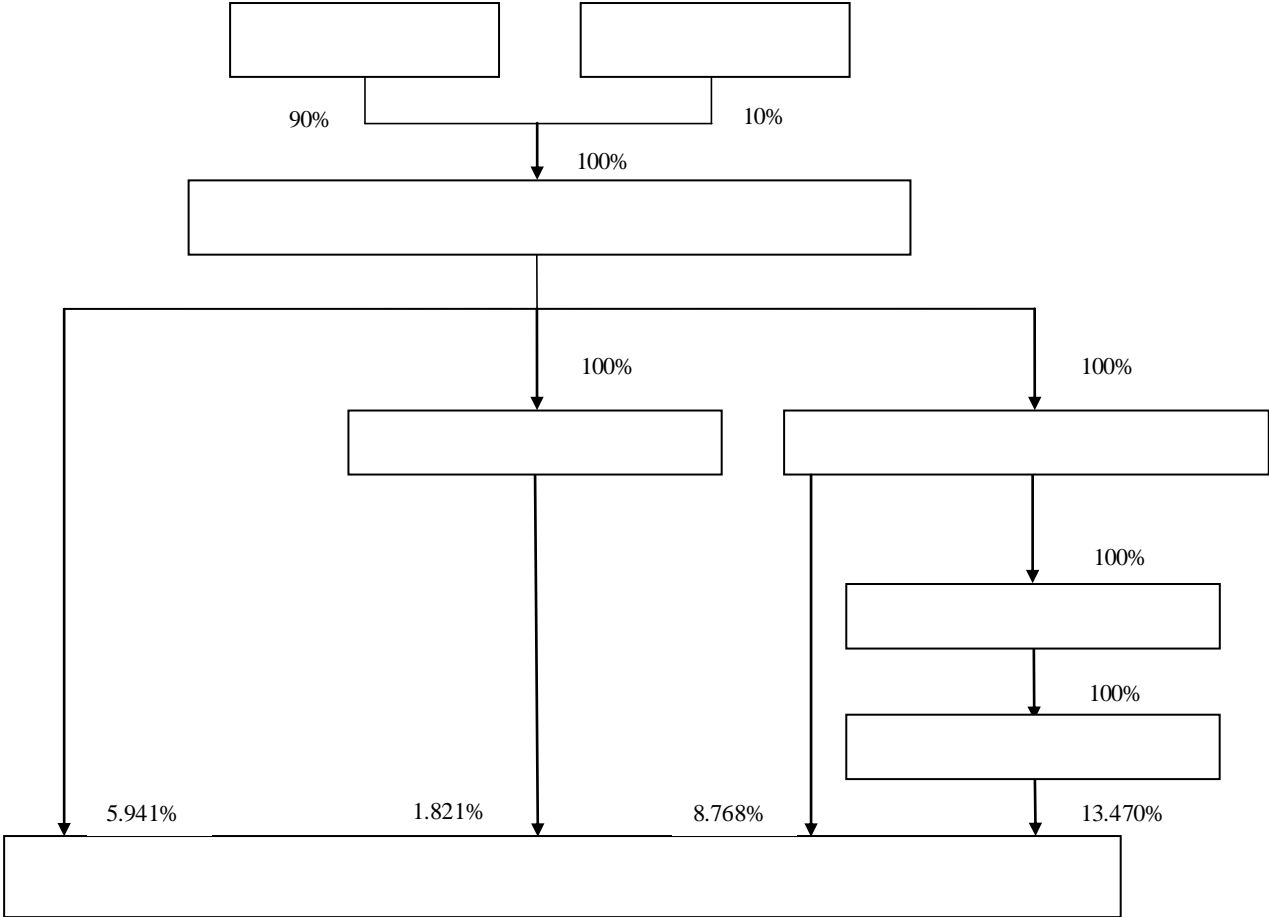
10

10

2

| | | | | |
|--|---|------------|-------------------|--|
| | / | | | |
| | | 1999 12 23 | 91440000719283849 | |

| | | | | |
|--|---|---------------------|------------------------|--------|
| | | | E | |
| | | 2000 10 19 | 91440000725458764 N | 188 |
| | | 2001 07 11 | 764105 | |
| | | | | |
| | 1 | 600259 | 129,372,517 | 42.87% |
| | 2 | 000060 | 1,230,807,848 | 33.72% |
| | 3 | 000636 | 183,495,085 | 20.50% |
| | 4 | 002449 | 132,819,895 | 21.48% |
| | 5 | 002672 A H | 226,147,494 | 25.72% |
| | 6 | 601728 00728.HK A H | 91,507,138,699 | 6.14% |



4

80%

5

10%

| | | | | |
|--|---|------------|-----|--|
| | / | | | |
| | | 1978 04 28 | 200 | |

6

| | | | | | | | |
|--|--|--|--|--|--|--|--|
| | | | | | | | |
|--|--|--|--|--|--|--|--|

| | | | |
|---------|---------|-------------|----------|
| | A | | A |
| | 2 | | 2 |
| | 8.52 / | | 3.5 |
| | A | | B |
| | 2347.41 | | 1 |
| | A | | 2 |
| 2020 12 | 3.5 | 3.54%-6.66% | 2020 |
| 03 | | | 12 2 |
| | A | | 1 |
| | 4107.98 | | =0.84635 |
| | B | | |
| | 1 | | |
| | 8463.5 | | 8463.5 |
| | | | 16927 |
| | 3.84 / | | |

| | | | | | | | |
|--|---------|--|--|--|--|--|--|
| | B | | | | | | |
| | 2604.16 | | | | | | |
| | B | | | | | | |
| | 2 | | | | | | |
| | 16927 | | | | | | |
| | B | | | | | | |
| | 5208.33 | | | | | | |

| | |
|--|----------------|
| | |
| | 2022 03 30 |
| | |
| | [2022] 0700003 |
| | |

2021 12 31

2021

2021

12 31

2021

2021 8

2

1

2

3

4

5

6

1

2021

4,772,690,469.14

1,027,776,016.42

27.44%

2

1

2

3

4

5

6

7

8

9

2021

1

3

4

1

2021 12 31

| | 2021 12 31 | 2020 12 31 |
|--|------------------|------------------|
| | | |
| | 1,384,218,544.27 | 981,249,699.49 |
| | | |
| | | |
| | 328,248,125.61 | 407,619,201.36 |
| | | |
| | 594,208,093.58 | 140,972,143.00 |
| | 1,452,728,276.48 | 1,134,233,235.70 |
| | | |
| | 20,119,957.02 | 11,994,745.05 |
| | | |
| | | |
| | | |
| | 34,082,909.41 | 20,194,968.19 |
| | | |
| | | |
| | | |
| | 1,063,489,341.00 | 735,685,116.91 |
| | 8,561,303.10 | |
| | 23,831,992.10 | |
| | | |
| | 85,693,988.74 | 175,090,368.85 |
| | 4,995,182,531.31 | 3,607,039,478.55 |
| | | |
| | | |
| | | |

| | | |
|--|------------------|------------------|
| | | |
| | | |
| | 181,545,123.09 | 181,365,016.32 |
| | 1,474,860,785.15 | 3,305,501,030.06 |
| | | |
| | 43,347,824.34 | |
| | 1,323,076,326.60 | 685,707,548.55 |
| | 730,595,319.42 | 503,941,120.31 |
| | | |
| | | |
| | 13,497,139.00 | |
| | 271,673,951.80 | 170,693,873.30 |
| | | |
| | 16,211,469.82 | |
| | 125,238,940.05 | 13,411,226.23 |
| | 54,211,287.28 | 40,253,777.17 |
| | 470,151,830.75 | 11,423,843.62 |
| | 4,704,409,997.30 | 4,912,297,435.56 |
| | 9,699,592,528.61 | 8,519,336,914.11 |
| | | |
| | 226,779,997.01 | |
| | | |
| | | |
| | | |
| | 826,164,918.71 | 480,971,214.80 |
| | 1,554,585,231.38 | 1,059,674,020.99 |
| | 8,106,923.79 | 1,285,357.28 |
| | 84,818,285.22 | 65,777,726.45 |
| | | |
| | | |
| | | |
| | 88,925,889.20 | 82,485,090.47 |

| | | |
|--|------------------|------------------|
| | 82,011,059.45 | 18,876,657.51 |
| | 298,811,112.73 | 76,668,330.66 |
| | | |
| | 15,646.07 | |
| | | |
| | | |
| | | |
| | 27,279,273.54 | |
| | 8,038,471.15 | 5,503,702.07 |
| | 3,205,521,162.18 | 1,791,242,100.23 |
| | | |
| | | |
| | | |
| | | |
| | | |
| | 7,862,803.22 | |
| | | |
| | | |
| | 7,671,948.69 | |
| | 14,414,666.71 | |
| | 187,691,340.19 | 414,670,609.97 |
| | 22,653.46 | 1,244,064.84 |
| | 217,663,412.27 | 415,914,674.81 |
| | 3,423,184,574.45 | 2,207,156,775.04 |
| | | |
| | 1,399,346,154.00 | 1,399,346,154.00 |
| | | |
| | | |
| | | |
| | 12,071,920.14 | 15,157,514.90 |
| | 250,600,874.54 | |
| | 984,638,432.01 | 2,349,388,533.61 |
| | | |

| | | |
|--|------------------|------------------|
| | 741,353,347.96 | 741,567,039.55 |
| | | |
| | 2,913,749,608.77 | 1,758,462,062.48 |
| | 5,800,558,588.34 | 6,263,921,304.54 |
| | 475,849,365.82 | 48,258,834.53 |
| | 6,276,407,954.16 | 6,312,180,139.07 |
| | 9,699,592,528.61 | 8,519,336,914.11 |

2

| | 2021 12 31 | 2020 12 31 |
|--|------------------|------------------|
| | | |
| | 1,017,365,290.91 | 896,261,882.77 |
| | 304,385,804.11 | 407,619,201.36 |
| | | |
| | 72,114,026.44 | 137,477,199.21 |
| | 1,058,935,664.33 | 1,030,713,074.22 |
| | | |
| | 9,292,256.82 | 9,581,302.45 |
| | 511,056,231.24 | 462,284,585.09 |
| | | |
| | | |
| | 617,905,747.50 | 615,106,650.81 |
| | 8,561,303.10 | |
| | | |
| | | |
| | 36,097,001.14 | 139,275,518.71 |
| | 3,635,713,325.59 | 3,698,319,414.62 |
| | | |
| | | |
| | | |
| | 1,243,081,889.11 | 536,949,311.73 |

| | | |
|--|------------------|------------------|
| | 1,474,860,785.15 | 3,305,501,030.06 |
| | | |
| | 43,347,824.34 | |
| | 576,386,630.08 | 628,174,755.88 |
| | 120,514,314.18 | 54,652,119.14 |
| | | |
| | | |
| | 9,827,757.94 | |
| | 123,089,721.51 | 122,391,701.60 |
| | | |
| | | |
| | 31,897,595.21 | 11,651,100.48 |
| | 31,373,123.07 | 31,403,727.94 |
| | 460,618,564.04 | 7,548,885.47 |
| | 4,114,998,204.63 | 4,698,272,632.30 |
| | 7,750,711,530.22 | 8,396,592,046.92 |
| | | |
| | 127,596,999.82 | |
| | | |
| | | |

| | | |
|--|------------------|------------------|
| | | |
| | | |
| | | |
| | | |
| | 7,026,880.97 | |
| | | |
| | | |
| | | |
| | 173,532,376.03 | 414,670,609.97 |
| | | |
| | 180,559,257.00 | 414,670,609.97 |
| | 2,115,119,467.77 | 2,306,977,826.03 |
| | | |
| | 1,399,346,154.00 | 1,399,346,154.00 |
| | | |
| | | |
| | 22,568,665.93 | 7,426,635.62 |
| | 250,600,874.54 | |
| | 984,695,765.83 | 2,349,389,658.23 |
| | | |
| | 741,353,347.96 | 741,567,039.55 |
| | 2,738,229,003.27 | 1,591,884,733.49 |
| | 5,635,592,062.45 | 6,089,614,220.89 |
| | 7,750,711,530.22 | 8,396,592,046.92 |

| | | |
|--|------------------|------------------|
| | | |
| | | |
| | 4,591,588,279.47 | 3,438,752,837.39 |
| | 3,962,212,033.47 | 2,996,273,910.80 |
| | | |
| | | |
| | | |
| | | |
| | | |
| | | |
| | | |
| | 45,957,443.96 | 38,631,841.23 |
| | 170,281,041.34 | 145,219,700.35 |
| | 206,336,111.81 | 155,365,373.75 |
| | 203,681,619.16 | 108,885,296.71 |
| | 3,120,029.73 | -5,623,285.45 |
| | 5,790,716.89 | |

| | | |
|----|-----------------|------------------|
| | | |
| | 280,349,616.81 | 369,573,023.12 |
| | 13,186,956.38 | 2,164,694.19 |
| | 1,188,471.54 | 3,854,417.99 |
| | 292,348,101.65 | 367,883,299.32 |
| | 25,050,666.35 | 45,714,707.53 |
| | 267,297,435.30 | 322,168,591.79 |
| | | |
| 1. | 267,297,435.30 | 322,168,591.79 |
| 2. | | |
| | | |
| 1. | 250,091,965.87 | 316,914,185.34 |
| 2. | 17,205,469.43 | 5,254,406.45 |
| | -323,678,183.01 | 1,573,128,185.42 |
| | -323,706,852.48 | 1,573,128,185.42 |
| | -323,650,643.28 | 1,573,146,670.33 |
| 1. | | |
| 2. | | |
| 3. | -323,650,643.28 | 1,573,146,670.33 |
| 4. | | |
| 5. | | |
| | -56,209.20 | -18,484.91 |
| 1. | | |
| 2. | | |
| 3. | | |

| | | |
|----|----------------|------------------|
| 4. | | |
| 5. | | |
| 6. | -56,209.20 | -18,484.91 |
| 7. | | |
| | 28,669.47 | |
| | -56,380,747.71 | 1,895,296,777.21 |
| | -73,614,886.61 | 1,890,042,370.76 |
| | 17,234,138.90 | 5,254,406.45 |
| | | |
| | 0.1854 | 0.2349 |
| | 0.1836 | 0.2327 |
| | 0.00 | 0.00 |

4

| | 2021 | 2020 |
|--|------------------|------------------|
| | 3,718,308,372.46 | 3,490,267,102.53 |
| | 3,154,039,179.53 | 2,860,949,556.76 |
| | 33,093,843.08 | 32,375,835.55 |
| | 147,260,099.98 | 126,810,307.11 |
| | 148,755,543.99 | 129,489,381.94 |
| | 141,658,884.16 | 96,789,792.55 |
| | -176,513.65 | -4,922,225.34 |
| | 1,265,956.56 | |
| | 15,062,071.87 | 36,942,203.37 |
| | 9,664,951.38 | 27,001,177.15 |
| | 78,883,660.55 | 87,972,948.71 |
| | 2,260,497.27 | 2,351,681.39 |
| | | |

| | | |
|---|--------------|--------------|
| - | | |
| | | |
| | 4,266,900.00 | 4,785,700.00 |
| - | | |

| | | |
|----|----------------|------------------|
| | | |
| 2. | | |
| 3. | | |
| 4. | | |
| 5. | | |
| 6. | | |
| 7. | | |
| | -82,501,953.92 | 1,900,402,624.20 |
| | | |

| | | |
|--|------------------|------------------|
| | 4,544,248,307.83 | 3,574,410,231.32 |
| | 3,427,906,318.91 | 2,077,887,848.58 |
| | | |
| | | |
| | | |
| | | |
| | | |
| | 831,530,484.58 | 690,837,445.67 |
| | 331,339,000.56 | 203,087,061.81 |
| | 230,497,589.04 | 207,769,543.36 |
| | 4,821,273,393.09 | 3,179,581,899.42 |
| | -277,025,085.26 | 394,828,331.90 |
| | | |
| | 1,700,278,266.95 | 405,000,000.00 |
| | 44,567,889.06 | 52,397,663.37 |
| | 114,907,595.26 | 9,814,672.12 |
| | | |
| | 54,990,047.00 | |
| | 1,914,743,798.27 | 467,212,335.49 |
| | 326,012,276.21 | 232,678,180.62 |
| | 484,531,545.66 | 311,628,442.49 |
| | | |
| | 131,348,644.27 | |
| | | |
| | 941,892,466.14 | 544,306,623.11 |
| | 972,851,332.13 | -77,094,287.62 |
| | | |
| | | 300,000.00 |
| | | 300,000.00 |

| | | |
|--|------------------|------------------|
| | | |
| | 127,386,000.00 | 48,000,000.00 |
| | | |
| | 127,386,000.00 | 48,300,000.00 |
| | 113,682,766.67 | 277,807,744.88 |
| | 139,734,157.74 | 258,879,038.49 |
| | | |
| | 300,810,442.34 | |
| | 554,227,366.75 | 536,686,783.37 |
| | -426,841,366.75 | -488,386,783.37 |
| | -5,623,947.38 | -4,698,084.75 |
| | 263,360,932.74 | -175,350,823.84 |
| | 875,728,218.57 | 1,051,079,042.41 |
| | 1,139,089,151.31 | 875,728,218.57 |

6

| | 2021 | 2020 |
|--|------------------|------------------|
| | | |
| | 3,675,366,946.16 | 3,158,187,056.43 |
| | 87,497,039.45 | 112,333,842.35 |
| | 90,141,698.38 | 100,553,598.15 |
| | 3,853,005,683.99 | 3,371,074,496.93 |
| | 3,127,675,269.69 | 2,140,803,641.40 |
| | 598,949,378.79 | 531,803,255.67 |
| | 264,570,561.48 | 151,834,032.77 |
| | 158,324,765.43 | 187,443,912.27 |
| | 4,149,519,975.39 | 3,011,884,842.11 |
| | -296,514,291.40 | 359,189,654.82 |

7

| | 2021 | | | | | | | | | | | | | | |
|---|------------------|--|--|--|---------------|----------------|-------------------|--|----------------|--|------------------|--|------------------|----------------|------------------|
| | | | | | | | | | | | | | | | |
| | | | | | | | | | | | | | | | |
| | | | | | | | | | | | | | | | |
| | 1,399,346,154.00 | | | | 15,157,514.90 | | 2,349,388,533.61 | | 741,567,039.55 | | 1,758,462,062.48 | | 6,263,921,304.54 | 48,258,834.53 | 6,312,180,139.07 |
| | | | | | | | | | | | | | | | |
| | | | | | | | | | | | | | | | |
| | | | | | | | | | | | | | | | |
| | 1,399,346,154.00 | | | | 15,157,514.90 | | 2,349,388,533.61 | | 741,567,039.55 | | 1,758,462,062.48 | | 6,263,921,304.54 | 48,258,834.53 | 6,312,180,139.07 |
| | | | | | -3,085,594.76 | 250,600,874.54 | -1,364,750,101.60 | | -213,691.59 | | 1,155,287,546.29 | | -463,362,716.20 | 427,590,531.29 | -35,772,184.91 |
| | | | | | | | -323,706,852.48 | | | | 250,091,965.87 | | -73,614,886.61 | 17,234,138.90 | -56,380,747.71 |
| | | | | | -3,085,594.76 | 250,600,874.54 | | | -213,691.59 | | | | -253,900,160.89 | 410,356,392.39 | 156,456,231.50 |
| 1 | | | | | | 250,600,874.54 | | | | | | | -250,600,874.54 | | -250,600,874.54 |
| 2 | | | | | | | | | | | | | | | |

| | | | | | | | | |
|--|-------|--------|--------|--------|--------|--------|--|---------------|
| | 1,399 | | | | | | | 5,800, 475,84 |
| | ,346, | 12,071 | 250,60 | 984,63 | 741,35 | 2,913, | | 558,58 9,365. |
| | 154.0 | ,920.1 | 0,874. | 8,432. | 3,347. | 749,60 | | 8.34 |
| | 0 | 4 | 54 | 01 | 96 | 8.77 | | |

| | | | | | | | | | | | | | | | |
|---|--|--|--|--|--|--|--|--|--|--|--|--|--|--|--|
| 2 | | | | | | | | | | | | | | | |
| 3 | | | | | | | | | | | | | | | |
| 4 | | | | | | | | | | | | | | | |

| | | | | | | | | | | | | | | | |
|---|------------------|--|--|--|---------------|--|------------------|--|----------------|--|------------------|--|------------------|---------------|------------------|
| 1 | | | | | | | | | | | | | | | |
| 2 | | | | | | | | | | | | | | | |
| | | | | | | | | | | | | | | | |
| | 1,399,346,154.00 | | | | 15,157,514.90 | | 2,349,388,533.61 | | 741,567,039.55 | | 1,758,462,062.48 | | 6,263,921,304.54 | 48,258,834.53 | 6,312,180,139.07 |

8

| | 2021 | | | | | | | | | | | | |
|--|------------------|--|--|--|--------------|--|------------------|--|----------------|--|------------------|--|------------------|
| | | | | | | | | | | | | | |
| | | | | | | | | | | | | | |
| | 1,399,346,154.00 | | | | 7,426,635.62 | | 2,349,389,658.23 | | 741,567,039.55 | | 1,591,884,733.49 | | 6,089,614,220.89 |
| | | | | | | | | | | | | | |
| | | | | | | | | | | | | | |
| | | | | | | | | | | | | | |
| | | | | | | | | | | | | | |
| | | | | | | | | | | | | | |

| | | | | | | | | | | | | |
|---|--|--|--|--|-------------------|--|--|--|---------------------------|--|--|--------------------------|
| | | | | | | | | | | | | |
| 3 | | | | | | | | | | | | |
| 4 | | | | | 15,142,0 30.31 | | | | -213,691 .59 | | | 14,928,33 8.72 |
| | | | | | | | | | -135,84 7,668.7 0 | | | -135,847,6 68.70 |
| 1 | | | | | | | | | | | | |
| 2 | | | | | | | | | -135,84 7,668.7 0 | | | -135,847,6 68.70 |
| 3 | | | | | | | | | | | | |
| | | | | | | | | | -1,041,0 43,249.1 2 | | | 1,041,0 43,249. 12 |
| 1 | | | | | | | | | | | | |
| 2 | | | | | | | | | | | | |
| 3 | | | | | | | | | | | | |
| 4 | | | | | | | | | | | | |
| 5 | | | | | | | | | -1,041,0 43,249.1 2 | | | 1,041,0 43,249. 12 |
| 6 | | | | | | | | | | | | |

| | | | | | | | | | | | | |
|--|---------------|--|--|--|-------|--------|--------|--|--------|---------------|--|--------|
| | 46,154. 00 | | | | 65.93 | 874.54 | 765.83 | | 347.96 | 29,003. 27 | | 062.45 |
|--|---------------|--|--|--|-------|--------|--------|--|--------|---------------|--|--------|

| | 2020 | | | | | | | | | | | |
|--|--------------------------|--|--|--|-------------------------|--|--------------------------|--|--------------------|----------------------|--|----------------------|
| | | | | | | | | | | | | |
| | | | | | | | | | | | | |
| | 1,399, 346,15 4.00 | | | | 166,211, 779.15 | | 776,242 ,987.90 | | 836,559 ,645.36 | 1,523,507 ,818.11 | | 4,701,868,3 84.52 |
| | | | | | | | | | | | | |
| | | | | | | | | | | | | |
| | 1,399, 346,15 4.00 | | | | 166,211, 779.15 | | 776,242 ,987.90 | | 836,559 ,645.36 | 1,523,507 ,818.11 | | 4,701,868,3 84.52 |
| | | | | | -158,78 5,143.5 3 | | 1,573,1 46,670. 33 | | -94,992, 605.81 | 68,376,91 5.38 | | 1,387,745,8 36.37 |
| | | | | | | | 1,573,1 | | | | | |

| | | | | | | | | | | | | |
|---|--------------------------|--|--|--|------------------|--|--------------------------|--|--------------------|----------------------|--|----------------------|
| | | | | | | | | | | -258,879, 038.49 | | -258,879,03 8.49 |
| 1 | | | | | | | | | | | | |
| 2 | | | | | | | | | | -258,879, 038.49 | | -258,879,03 8.49 |
| 3 | | | | | | | | | | | | |
| | | | | | | | | | | | | |
| 1 | | | | | | | | | | | | |
| 2 | | | | | | | | | | | | |
| 3 | | | | | | | | | | | | |
| 4 | | | | | | | | | | | | |
| 5 | | | | | | | | | | | | |
| 6 | | | | | | | | | | | | |
| | | | | | | | | | | | | |
| 1 | | | | | | | | | | | | |
| 2 | | | | | | | | | | | | |
| | | | | | | | | | | | | |
| | 1,399, 346,15 4.00 | | | | 7,426,6 35.62 | | 2,349,3 89,658. 23 | | 741,567 ,039.55 | 1,591,884 ,733.49 | | 6,089,614.2 20.89 |

1992 63
1992 10 20 1993 10 1993 33 A
1,930 1993 11 23 1995 7 23 5,000
B 1996 8 26 466
2000 12 11 [2000]175
A 5,500 2006 2007 2008 2014 2017

RMB1,399,346,154.00

91440000190352575W

64

2022 3 30

GMBH

FSL LIGHTING

11

5

2

5

2

1

15

2014

12

2

12

39

24

30

1

2

1 1 12 31

3

12

4

5

1

2

6

1

2

1

2

7

1.

2.

3.

4.

5.

8

9

1

2

10

1

1

2

2

1

2

3

2

4

12

1

2

3

12

5

6

7

8

11

| | |
|--|--|
| | |
| | |

12

1

| | |
|--|--|
| | |
| | |

2

| | |
|--|--|
| | |
| | |
| | |

| | | |
|-----|---|-----|
| | | |
| 1 | 1 | 3% |
| 1-2 | | 10% |
| 2-3 | | 30% |
| 3-4 | | 50% |

13

14

12

15

1

2

3

4

5

16

12

17

18

1

3

2

3
3

19

20

21

22

1

2

3

4

5

6

1

2

20

3

4

6

31

23

4 -

6 -

4

24

1

2

| | | 3-30 | 1% -5% | 31.67% -3.17% |
|--|--|------|--------|----------------|
| | | 2-10 | 1% -5% | 47.50% -9.50% |
| | | 5-10 | 1% -5% | 19.00% -9.50% |
| | | 2-8 | 1% -5% | 47.50% -11.88% |

3**25**

1

2

1

2

3

4

3

26

1

2

3

3

1

2

27

28

29

30

1

1

1

2

3

2

1

17 -

2

3

4

31

2

1

2

3

4

5

7 -

20 -

12 -

16 -

31

32

| | |
|--|-----|
| | |
| | 3-5 |
| | 5 |
| | 3 |
| | 2 |

33

34

1

2

3

4

35

36

1

2

37

38

39

1

1
2
3

1
2
2
4

5
2
1

2

40

1

2

3

1

4

1

2

41

/

1

2

1

2

1

2

42

1

29

35

1

2

12

2

43

44

1

| 2018 | 12 | 7 | | < | | | |
|------|----|----|------|---|--|----|--|
| | | 21 | - | > | | | |
| 2018 | 45 | | | | | | |
| | | | 2019 | 1 | | 44 | |
| 1 | | | | | | 3 | |
| 2021 | 1 | 1 | 2021 | 1 | | | |
| 1 | | | | | | | |

2

| | | | |
|--|------------------|------------------|--------------|
| | | | |
| | 181,365,016.32 | 181,365,016.32 | |
| | 3,305,501,030.06 | 3,305,501,030.06 | |
| | | | |
| | | | |
| | 685,707,548.55 | 685,707,548.55 | |
| | 503,941,120.31 | 503,941,120.31 | |
| | | | |
| | | | |
| | | 3,943,088.30 | 3,943,088.30 |
| | 170,693,873.30 | 170,693,873.30 | |
| | | | |
| | | | |
| | 13,411,226.23 | 13,411,226.23 | |
| | 40,253,777.17 | 40,253,777.17 | |
| | 11,423,843.62 | 11,423,843.62 | |
| | 4,912,297,435.56 | 4,916,240,523.86 | 3,943,088.30 |
| | 8,519,336,914.11 | 8,523,280,002.41 | 3,943,088.30 |
| | | | |
| | | | |
| | | | |
| | | | |
| | | | |
| | | | |
| | 480,971,214.80 | 480,971,214.80 | |
| | 1,059,674,020.99 | 1,059,674,020.99 | |
| | 1,285,357.28 | 1,285,357.28 | |
| | 65,777,726.45 | 65,777,726.45 | |
| | | | |
| | | | |
| | | | |
| | | | |
| | 82,485,090.47 | 82,485,090.47 | |
| | 18,876,657.51 | 18,876,657.51 | |

| | | | |
|--|------------------|------------------|--------------|
| | 741,567,039.55 | 741,567,039.55 | |
| | | | |
| | 1,758,462,062.48 | 1,758,462,062.48 | |
| | 6,263,921,304.54 | 6,263,921,304.54 | |
| | 48,258,834.53 | 48,258,834.53 | |
| | 6,312,180,139.07 | 6,312,180,139.07 | |
| | 8,519,336,914.11 | 8,523,280,002.41 | 3,943,088.30 |

| | 2020 12 31 | 2021 01 01 | |
|--|------------------|------------------|--|
| | | | |
| | 896,261,882.77 | 896,261,882.77 | |
| | 407,619,201.36 | 407,619,201.36 | |
| | | | |
| | 137,477,199.21 | 137,477,199.21 | |
| | 1,030,713,074.22 | 1,030,713,074.22 | |
| | | | |
| | 9,581,302.45 | 9,581,302.45 | |
| | 462,284,585.09 | 462,284,585.09 | |
| | | | |
| | | | |
| | 615,106,650.81 | 615,106,650.81 | |
| | | | |
| | | | |
| | 139,275,518.71 | 139,275,518.71 | |
| | 3,698,319,414.62 | 3,698,319,414.62 | |
| | | | |
| | | | |
| | | | |
| | 536,949,311.73 | 536,949,311.73 | |

| | | | |
|--|------------------|------------------|--------------|
| | 3,305,501,030.06 | 3,305,501,030.06 | |
| | | | |
| | | | |
| | 628,174,755.88 | 628,174,755.88 | |
| | 54,652,119.14 | 54,652,119.14 | |
| | | | |
| | | | |
| | | 3,943,088.30 | 3,943,088.30 |
| | 122,391,701.60 | 122,391,701.60 | |
| | | | |
| | | | |
| | 11,651,100.48 | 11,651,100.48 | |
| | 31,403,727.94 | 31,403,727.94 | |
| | 7,548,885.47 | 7,548,885.47 | |
| | 4,698,272,632.30 | 4,702,215,720.60 | 3,943,088.30 |
| | 8,396,592,046.92 | 8,400,535,135.22 | 3,943,088.30 |
| | | | |
| | | | |
| | | | |
| | | | |
| | 484,230,566.21 | 484,230,566.21 | |
| | 1,108,208,382.75 | 1,108,208,382.75 | |
| | | | |
| | 53,572,800.70 | 53,572,800.70 | |
| | 62,075,512.08 | 62,075,512.08 | |
| | 7,819,839.48 | 7,819,839.48 | |
| | 171,916,835.73 | 171,916,835.73 | |
| | | | |
| | | | |
| | | | |
| | | 1,750,282.11 | 1,750,282.11 |
| | 4,483,279.11 | 4,483,279.11 | |
| | 1,892,307,216.06 | 1,894,057,498.17 | 1,750,282.11 |

| | | | |
|--|------------------|------------------|--------------|
| | | | |
| | | | |
| | | | |
| | | | |
| | | | |
| | | 2,192,806.19 | 2,192,806.19 |
| | | | |
| | | | |
| | | | |
| | | | |
| | 414,670,609.97 | 414,670,609.97 | |
| | | | |
| | 414,670,609.97 | 416,863,416.16 | 2,192,806.19 |
| | 2,306,977,826.03 | 2,310,920,914.33 | 3,943,088.30 |
| | | | |
| | 1,399,346,154.00 | 1,399,346,154.00 | |
| | | | |
| | | | |
| | | | |
| | 7,426,635.62 | 7,426,635.62 | |
| | | | |
| | 2,349,389,658.23 | 2,349,389,658.23 | |
| | | | |
| | 741,567,039.55 | 741,567,039.55 | |
| | 1,591,884,733.49 | 1,591,884,733.49 | |
| | 6,089,614,220.89 | 6,089,614,220.89 | |
| | 8,396,592,046.92 | 8,400,535,135.22 | 3,943,088.30 |

4 2021

45

46

1

2

3

| | | |
|---|------------------|----------------|
| 2 | 320,465.75 | 1,581,250.00 |
| | 1,384,218,544.27 | 981,249,699.49 |
| | 26,786,097.33 | 1,127,886.79 |

1

81.

2

2

| | | |
|--|----------------|----------------|
| | | |
| | 328,248,125.61 | 407,619,201.36 |
| | | |
| | | |

2

3

| | |
|--|----------------|
| | |
| | 275,626,604.28 |
| | 275,626,604.28 |

4

| | | |
|--|----------------|--|
| | | |
| | 431,082,830.83 | |
| | 431,082,830.83 | |

5

6

5

1

| | 26,084,5 22.39 | 1.68% | 23,840,3 56.97 | 91.40% | 2,244,165 .42 | 15,257,66 2.85 | 1.27% | 9,569,331 .99 | 62.72% | 5,688,330.8 6 |
|--|-------------------|--------|-------------------|--------|------------------|-------------------|--------|------------------|--------|------------------|
| | | | | | | | | | | |
| | 1,523,45 | 98.32% | 72,968,0 | 4.79% | 1,450,484 | 1,185,342 | 98.73% | 56,797,28 | 4.79% | 1,128,544,9 |

| | | | | | | | | | | |
|---|----------------------|---------|-------------------|-------|----------------------|----------------------|---------|-------------------|-------|----------------------|
| | 2,180.67 | | 69.61 | | ,111.06 | ,187.03 | | 2.19 | | 04.84 |
| 1 | 1,523,45 2,180.67 | 98.32% | 72,968,0 69.61 | 4.79% | 1,450,484 ,111.06 | 1,185,342 ,187.03 | 98.73% | 56,797,28 2.19 | 4.79% | 1,128,544,9 04.84 |
| 2 | | | | | | | | | | |
| | 1,549,53 6,703.06 | 100.00% | 96,808,4 26.58 | 6.25% | 1,452,728 ,276.48 | 1,200,599 ,849.88 | 100.00% | 66,366,61 4.18 | 5.53% | 1,134,233,2 35.70 |

28.08% 318,495,040.78

261,213,859.26

27,802,323.36

| | | | | |
|---|---------------|--------------|---------|--|
| | | | | |
| A | 11,220,827.14 | 8,976,661.72 | 80.00% | |
| B | 9,111,336.51 | 9,111,336.51 | 100.00% | |
| C | 4,702,051.28 | 4,702,051.28 | | |

4

| | 166,366,875.25 | 10.74% | 4,991,006.26 |
|--|----------------|--------|--------------|
| | 131,241,873.99 | 8.47% | 3,937,256.22 |
| | 89,015,269.51 | 5.74% | 2,670,458.09 |
| | 52,487,287.78 | 3.39% | 1,574,618.63 |
| | 26,525,457.91 | 1.71% | 795,763.74 |
| | 465,636,764.44 | 30.05% | |

5

6

6

7

1

| 1 | 14,144,142.09 | 70.30% | 9,193,885.82 | 76.65% |
|-----|---------------|--------|---------------|--------|
| 1 2 | 3,949,733.77 | 19.63% | 355,870.31 | 2.97% |
| 2 3 | 231,355.67 | 1.15% | 1,081,261.45 | 9.01% |
| 3 | 1,794,725.49 | 8.92% | 1,363,727.47 | 11.37% |
| | 20,119,957.02 | -- | 11,994,745.05 | -- |

2

| | | | | |
|--|--|--------------|--------|------------|
| | | | | |
| | | 2,456,719.58 | 12.21% | 2020 -2021 |
| | | 1,482,752.68 | 7.37% | 2021 |
| | | 1,327,340.00 | 6.60% | 2021 |
| | | 1,281,260.12 | 6.37% | 2021 |
| | | 1,250,000.00 | 6.21% | 2021 |
| | | 7,798,072.38 | 38.76% | |

8

| | | |
|--|---------------|---------------|
| | | |
| | 34,082,909.41 | 20,194,968.19 |
| | 34,082,909.41 | 20,194,968.19 |

1

2

3

1

| | | |
|--|---------------|---------------|
| | | |
| | 4,018,439.87 | 7,866,311.07 |
| | 9,165,300.58 | 4,166,580.10 |
| | 2,564,557.87 | 3,389,778.15 |
| | 4,674,335.06 | 195,141.85 |
| | 22,642,922.70 | 7,020,439.45 |
| | 43,065,556.08 | 22,638,250.62 |

2

| | | | 12 | () | () | |
|------|----|----|---------------|--------------|--------------|--------------|
| 2021 | 1 | 1 | 499,462.41 | 1,943,820.02 | | 2,443,282.43 |
| 2021 | 1 | 1 | | | | |
| | | | -1,297,178.88 | 1,487,369.36 | | 190,190.48 |
| | | | 1,607,681.38 | 452,034.40 | 4,289,457.98 | 6,349,173.76 |
| 2021 | 12 | 31 | 809,964.91 | 3,883,223.78 | 4,289,457.98 | 8,982,646.67 |

| | | | | | |
|---|--|---|--|--|---------------|
| | | | | | |
| 1 | | 1 | | | 26,998,830.90 |
| 1 | | 2 | | | 9,016,668.21 |
| 2 | | 3 | | | 4,127,817.63 |
| 3 | | | | | 2,922,239.34 |
| 3 | | 4 | | | 1,004,374.23 |
| 4 | | 5 | | | 1,239,473.81 |
| 5 | | | | | 678,391.30 |
| | | | | | 43,065,556.08 |

3

189,864.57 190,190.49 0.00
325.92

4

5

| | | 7,060,000.00 | 1 | 16.39% | 211,800.00 |
|--|--|--------------|-----|--------|--------------|
| | | 4,674,335.06 | 1 | 10.85% | 140,230.05 |
| | | 4,289,457.98 | 1-2 | 9.96% | 4,289,457.98 |
| | | 2,242,142.33 | 1 | 5.21% | 67,264.27 |
| | | 1,946,000.00 | 2-3 | | |

| | | | | | | |
|--|------------------|---------------|------------------|----------------|---------------|----------------|
| | 100,723,505.66 | 377,760.65 | 100,345,745.01 | 145,960,270.11 | 1,013,387.91 | 144,946,882.20 |
| | 3,231,115.87 | | 3,231,115.87 | 2,234,855.73 | | 2,234,855.73 |
| | 5,177,062.67 | | 5,177,062.67 | | | |
| | 1,114,471,222.13 | 50,981,881.13 | 1,063,489,341.00 | 753,593,206.39 | 17,908,089.48 | 735,685,116.91 |

2

| | | | | | | |
|--|---------------|---------------|---------------|---------------|--|---------------|
| | | | | | | |
| | | | | | | |
| | 2,901,800.45 | 2,974,237.10 | 1,105,571.99 | 1,808,848.97 | | 5,172,760.57 |
| | 13,992,901.12 | 27,507,871.77 | 11,399,695.96 | 10,999,903.25 | | 41,900,565.60 |
| | 1,013,387.91 | 409,446.80 | | 1,045,074.06 | | 377,760.65 |
| | | 191,990.59 | 3,491,750.59 | 152,946.87 | | 3,530,794.31 |
| | | | 1,899,338.66 | 1,899,338.66 | | |
| | 17,908,089.48 | 31,083,546.26 | 17,896,357.20 | 15,906,111.81 | | 50,981,881.13 |

| | | | |
|--|--|--|--|
| | | | |
| | | | |
| | | | |
| | | | |

3

4

10

| | | | | | | |
|--|--------------|------------|--------------|--|--|--|
| | | | | | | |
| | | | | | | |
| | 8,826,085.67 | 264,782.57 | 8,561,303.10 | | | |

| | | | | | | |
|--|--------------|------------|--------------|--|--|--|
| | 8,826,085.67 | 264,782.57 | 8,561,303.10 | | | |
|--|--------------|------------|--------------|--|--|--|

11

| | | | | | | |
|--|---------------|--|---------------|----------------|---------------|------------|
| | | | | | | |
| | 23,831,992.10 | | 23,831,992.10 | 183,855,895.00 | 55,718,333.95 | 2022 12 31 |

17

| | () | | | | | | | | | () | |
|--|--------------------|--|--|------------------|--|--|------------------|--|--|--------------------|--|
| | | | | | | | | | | | |
| | 181,365,0 16.32 | | | 2,260,497 .27 | | | 2,080,390 .50 | | | 181,545,1 23.09 | |
| | 181,365,0 16.32 | | | 2,260,497 .27 | | | 2,080,390 .50 | | | 181,545,1 23.09 | |
| | 181,365,0 16.32 | | | 2,260,497 .27 | | | 2,080,390 .50 | | | 181,545,1 23.09 | |

18

| | | |
|--|------------|--------------|
| | | |
| | 500,000.00 | 5,054,176.40 |

1,474,360,785.15

| | | | | | | |
|--|--|--------------|--|---------------|--|--|
| | | 1,538,511.32 | | | | |
| | | | | 10,875,167.71 | | |

55.38% -1,830,640,244.91

| | | | | |
|----|---------------|--|--|---------------|
| 3. | | | | |
| 1 | | | | |
| 2 | | | | |
| | | | | |
| 4. | 6,444,553.56 | | | 6,444,553.56 |
| | | | | |
| 1. | | | | |
| 2. | | | | |
| 1 | | | | |
| | | | | |
| 3 | | | | |
| 1 | | | | |
| 2 | | | | |
| | | | | |
| 4. | | | | |
| | | | | |
| 1. | 43,347,824.34 | | | 43,347,824.34 |
| 2. | | | | |

2

3

2021 10

K2 K3

21

| | | |
|--|------------------|----------------|
| | | |
| | 1,323,076,326.60 | 685,707,548.55 |
| | | |
| | 1,323,076,326.60 | 685,707,548.55 |

1

| | | | | | |
|----|------------------|------------------|---------------|---------------|------------------|
| | | | | | |
| | | | | | |
| 1. | 949,016,860.88 | 758,424,898.71 | 21,812,402.45 | 31,973,759.69 | 1,761,227,921.73 |
| 2. | 555,809,608.91 | 496,874,274.30 | 17,554,115.68 | 11,649,527.67 | 1,081,887,526.56 |
| 1 | 1,607,505.81 | 70,262,183.04 | 1,120,502.82 | 3,528,254.56 | 76,518,446.23 |
| 2 | 1,241,854.38 | 28,794,297.61 | | 20,088.49 | 30,056,240.48 |
| 3 | 552,954,860.11 | 397,812,688.27 | 16,433,247.05 | 8,101,171.12 | 975,301,966.55 |
| 4 | 5,388.61 | 5,105.38 | 365.81 | 13.50 | 10,873.30 |
| 3. | 189,692,181.66 | 17,760,021.13 | 2,924,011.24 | 486,326.24 | 210,862,540.27 |
| 1 | 119,223,121.12 | 17,388,683.55 | 2,697,365.24 | 388,960.36 | 139,698,130.27 |
| 2 | | | | | |
| 3 | 49,792,377.90 | | | | 49,792,377.90 |
| 4 | 20,676,682.64 | 371,337.58 | 226,646.00 | 97,365.88 | 21,372,032.10 |
| 4. | 1,315,134,288.13 | 1,237,539,151.88 | 36,442,506.89 | 43,136,961.12 | 2,632,252,908.02 |
| | | | | | |
| 1. | 485,466,988.27 | 544,961,514.42 | 16,641,194.44 | 26,409,762.43 | 1,073,479,459.56 |
| 2. | 149,848,278.22 | 213,102,232.90 | 12,237,551.66 | 6,403,908.90 | 381,591,971.68 |
| 1 | 38,269,817.31 | 61,555,839.99 | 2,296,408.80 | 2,038,449.30 | 104,160,515.40 |
| 2 | 111,577,060.55 | 151,543,552.88 | 9,940,676.08 | 4,365,442.15 | 277,426,731.66 |
| 3 | 1,400.36 | 2,840.03 | 466.78 | 17.45 | 4,724.62 |
| 3. | 131,254,902.80 | 13,348,260.01 | 2,697,430.50 | 410,475.65 | 147,711,068.96 |
| 1 | 111,285,269.26 | 13,039,992.46 | 2,493,449.10 | 351,709.23 | 127,170,420.05 |
| 2 | | | | | |
| 3 | 5,853,269.07 | | | | 5,853,269.07 |
| 4 | 14,116,364.47 | 308,267.55 | 203,981.40 | 58,766.42 | 14,687,379.84 |
| 4. | 504,060,363.69 | 744,715,487.31 | 26,181,315.60 | 32,403,195.68 | 1,307,360,362.28 |
| | | | | | |

2021

| | |
|---|------------------|
| 8 | 2,040,913.62 |
| | |
| | |
| | |
| | 224,694.48 |
| | 224,694.48 |
| | |
| 8 | 1,816,219.14 |
| | |
| 1 | 1,323,076,326.60 |
| 8 | 685,707,548.55 |

| | |
|--|--|
| | |
|--|--|

22

| | | | |
|--|--|----------------|----------------|
| | | | |
| | | 730,595,319.42 | 503,941,120.31 |
| | | 730,595,319.42 | 503,941,120.31 |

1

| | | | | | | |
|--|--|--|--|--|--|--|
| | | | | | | |
| | | | | | | |

| | | | | | | | | | | | | |
|--------|-------------------|------------------|-------------------|-------------------|------------------|----------------|---------|---------|--|--|--|--|
| 8 | 00.00 | | 9.53 | | | 9.53 | | | | | | |
| 20029 | | | | | | | | | | | | |
| | 14,676,7 05.40 | | 12,759,2 09.37 | 12,164,4 86.22 | | 594,723. 15 | 98.24% | 94.14% | | | | |
| LED T8 | 4,170,00 0.00 | | 3,691,77 6.89 | | 3,691,77 6.89 | | 96.50% | 100.00% | | | | |
| | 6,542,60 0.00 | | 5,903,25 4.16 | | 5,903,25 4.16 | | 98.35% | 100.00% | | | | |
| T8 | | | | | | | | | | | | |
| 48 | | | | | | | | | | | | |
| 18025 | 11,650,0 00.00 | 4,721,11 9.09 | 4,643,52 7.44 | 9,364,64 6.53 | | | 90.83% | 100.00% | | | | |
| APS | 2,990,00 0.00 | 877,679. 42 | 1,919,11 4.72 | | 2,796,79 4.14 | | 100.00% | 100.00% | | | | |
| | 2,800,00 0.00 | 1,024,80 9.18 | 466,385. 92 | 1,491,19 5.10 | | | 60.18% | 100.00% | | | | |
| | 1,877,28 0.00 | | 1,590,89 8.68 | | 1,590,89 8.68 | | 95.76% | 100.00% | | | | |
| 1 | | | | | | | | | | | | |
| LEDT8 | 2,000,00 0.00 | 1,011,23 9.59 | 686,583. 35 | 1,697,82 2.94 | | | 95.93% | 100.00% | | | | |

| | | | | | | | | | | | | | |
|-------|--|--|--|--|--|--|--|--|--|--|--|--|--|
| 20030 | | | | | | | | | | | | | |
| LEDT8 | | | | | | | | | | | | | |
| | | | | | | | | | | | | | |

| | | | |
|----|---------------|---------------|---------------|
| 2. | 6,020,215.21 | 1,291,150.56 | 7,311,365.77 |
| 1 | 2,689,218.04 | 1,291,150.56 | 3,980,368.60 |
| 2 | 3,330,997.17 | | 3,330,997.17 |
| 3. | 684,511.68 | 2,275,958.99 | 2,960,470.67 |
| 4. | 5,349,937.64 | 24,049,287.85 | 29,399,225.49 |
| | | | |
| 1. | 11,858,062.82 | 1,639,076.18 | 13,497,139.00 |
| 2. | 837,218.93 | 3,105,869.37 | 3,943,088.30 |

26

1

| | | | | | | |
|----|----------------|-----------|--|---------------|--------------|----------------|
| | | | | | 1 | |
| | | | | | | |
| 1. | 232,199,092.68 | | | 4,597,419.45 | 7,622,600.00 | 244,419,112.13 |
| 2. | 126,333,626.70 | 19,051.89 | | 14,141,452.07 | 61,387.26 | 140,555,517.92 |
| 1 | 26,596,784.43 | | | 5,774,506.85 | 12,277.36 | 32,383,568.64 |
| 2 | | | | | | |
| 3 | 99,736,842.27 | 19,051.89 | | 8,366,945.22 | 49,109.90 | 108,171,949.28 |
| | | | | | | |
| 3. | 24,594,710.00 | | | | | 24,594,710.00 |
| 1 | | | | | | |
| 2 | 24,594,710.00 | | | | | 24,594,710.00 |
| 4. | 333,938,009.38 | 19,051.89 | | 18,738,871.52 | 7,683,987.26 | 360,379,920.05 |
| | | | | | | |
| 1. | 71,255,724.77 | | | 2,215,427.39 | 254,086.67 | 73,725,238.83 |
| 2. | 17,810,980.47 | 1,428.93 | | 3,414,683.43 | 812,392.88 | 22,039,485.71 |
| 1 | 5,720,423.15 | 793.85 | | 1,261,650.26 | 767,375.56 | 7,750,242.82 |
| 2 | 12,090,557.32 | 635.08 | | 2,153,033.17 | 45,017.32 | 14,289,242.89 |

| | | | | | | |
|----|----------------|--------------|--|---------------|--------------|----------------|
| 3. | 7,447,370.16 | | | | | 7,447,370.16 |
| 1 | | | | | | |
| 2 | 2 | 7,447,370.16 | | | | 7,447,370.16 |
| 4. | 81,619,335.08 | 1,428.93 | | 5,630,110.82 | 1,066,479.55 | 88,317,354.38 |
| | | | | | | |
| 1. | | | | | | |
| 2. | | | | 388,613.87 | | 388,613.87 |
| 1 | | | | 388,613.87 | | 388,613.87 |
| | | | | | | |
| 3. | | | | | | |
| 1 | | | | | | |
| | | | | | | |
| 4. | | | | 388,613.87 | | 388,613.87 |
| | | | | | | |
| 1. | 252,318,674.30 | 17,622.96 | | 12,720,146.83 | 6,617,507.71 | 271,673,951.80 |
| 2. | 160,943,367.91 | | | 2,381,992.06 | 7,368,513.33 | 170,693,873.30 |

0.00%

2

1 -

2

27

28

1

| | | | | |
|--|----------------|---------------|----------------|---------------|
| | 1,625,953.13 | 364,138.46 | | |
| | 341,675,999.38 | 54,211,287.28 | 248,207,329.12 | 40,253,777.17 |

34.67%

| | | | | | | |
|--|--------------------|--|--------------------|-------------------|--|-------------------|
| | 455,129,434. 98 | | 455,129,434. 98 | | | |
| | 14,219,171.6 5 | | 14,219,171.6 5 | 10,401,758.4 7 | | 10,401,758.4 7 |
| | 803,224.12 | | 803,224.12 | 1,022,085.15 | | 1,022,085.15 |
| | 470,151,830. 75 | | 470,151,830. 75 | 11,423,843.6 2 | | 11,423,843.6 2 |

30%

32

1

... TUBŽ± 3•CG H5t•8i

| | | |
|--|----------------|--|
| | | |
| | 97,700,000.00 | |
| | 128,914,000.00 | |
| | 165,997.01 | |

2

33

34

35

| | | |
|--|----------------|----------------|
| | | |
| | 826,164,918.71 | 480,971,214.80 |
| | 826,164,918.71 | 480,971,214.80 |

0.00

71.77% 345,193,703.91

353,248,472.44

36

1

| | | |
|--|------------------|------------------|
| | | |
| | 1,554,585,231.38 | 1,059,674,020.99 |
| | 1,554,585,231.38 | 1,059,674,020.99 |

2

1

| | | |
|--|--|--|
| | | |
|--|--|--|

| | | |
|--|---------------|----|
| | 72,477,238.18 | -- |
|--|---------------|----|

37

1

| | | |
|--|--------------|--------------|
| | | |
| | 8,106,923.79 | 1,285,357.28 |
| | 8,106,923.79 | 1,285,357.28 |

2

1

38

| | | |
|--|---------------|---------------|
| | | |
| | 84,818,285.22 | 65,777,726.45 |
| | 84,818,285.22 | 65,777,726.45 |

39

1

| | | | | |
|---|---------------|----------------|----------------|---------------|
| | | | | |
| | 82,485,090.47 | 781,021,939.02 | 775,031,452.39 | 88,475,577.10 |
| - | | 56,718,237.36 | 56,267,925.26 | 450,312.10 |
| | | 231,106.93 | 231,106.93 | |
| | 82,485,090.47 | 837,971,283.31 | 831,530,484.58 | 88,925,889.20 |

2

| | | | | |
|---|---------------|----------------|----------------|---------------|
| | | | | |
| 1 | 82,131,394.79 | 701,502,776.07 | 698,073,511.49 | 85,560,659.37 |

2

| | | | |
|--|--|--------------|------------|
| | | 1,536,805.36 | 845,486.44 |
| | | 821,836.12 | 315,798.24 |
| | | 45,215.31 | 187,752.00 |
| | | 566.28 | 704,612.75 |
| | | 79.45 | |

41

| | | | |
|--|--|----------------|---------------|
| | | | |
| | | 15,64 | |
| | | 298,795,466. | 76,668,330.66 |
| | | 298,811,112.73 | 68,330.66 |

1

2 1

| | | |
|---|----------------|----|
| | | |
| A | 120,352,181.20 | |
| B | 5,327,583.26 | |
| | 125,679,764.46 | -- |

289.75% 222,142,782.07

42

43

| | | |
|--|---------------|--------------|
| | | |
| | 19,423,561.38 | |
| | 7,855,712.16 | 1,750,282.11 |
| | 27,279,273.54 | 1,750,282.11 |

44

| | | |
|--|--------------|--------------|
| | | |
| | 8,038,471.15 | 5,503,702.07 |
| | 8,038,471.15 | 5,503,702.07 |

45

46

47

| | | |
|--|---------------|---------------|
| | | |
| | 15,718,515.38 | 3,943,088.30 |
| | -7,855,712.16 | -1,750,282.11 |
| | 7,862,803.22 | 2,192,806.19 |

| | | |
|-----|--------------|--------------|
| | | |
| 1-2 | 2,780,281.78 | 1,552,519.37 |
| 3-5 | 4,095,243.05 | 640,286.82 |
| 5 | 987,278.39 | |
| | 7,862,803.22 | 2,192,806.19 |

48 ÄK •ËöP, à

1

| | | |
|--|---------------|--|
| | | |
| | 19,423,561.38 | |
| | 19,423,561.38 | |
| | 0.00 | |

2

| | | | |
|--|--------------|--|----|
| | | | |
| | 7,671,948.69 | | |
| | 7,671,948.69 | | -- |

51

| | | | | | |
|------|--|--------------|------------|--------------|--|
| | | | | | |
| 2017 | | 2,333,333.50 | 166,666.65 | 2,166,666.85 | |
| | | 2,225,000.00 | 125,000.00 | 2,100,000.00 | |
| 2021 | | 2,000,000.00 | 33,333.34 | 1,966,666.66 | |
| " " | | | | | |

| | | | | | |
|------|--|---------------|--------------|---------------|----|
| | | | | | |
| 2018 | | 471,333.27 | 65,333.38 | 405,999.89 | |
| | | 372,000.00 | 20,000.00 | 352,000.00 | |
| 2020 | | 113,000.00 | 5,000.00 | 108,000.00 | |
| LED | | 550,376.08 | 550,376.08 | | |
| | | 15,819,376.16 | 1,404,709.45 | 14,414,666.71 | -- |

13,029,376.16

52

| | | |
|--|-----------|--------------|
| | | |
| | 22,653.46 | 1,244,064.84 |
| | 22,653.46 | 1,244,064.84 |

53

| | | | | | | |
|--|----------------------|-----|--|--|--|----------------------|
| | | + - | | | | |
| | 1,399,346,154. 00 | | | | | 1,399,346,154. 00 |

| | | | | | |
|---|------------------|---------|--|------------------|---------|
| / | | | | | |
| | 13,169,196.00 | 0.94% | | 13,169,196.00 | 0.94% |
| | 1,386,176,958.00 | 99.06% | | 1,386,176,958.00 | 99.06% |
| | 1,399,346,154.00 | 100.00% | | 1,399,346,154.00 | 100.00% |

54

55

| | | | | |
|--|---------------|--|--------------|---------------|
| | | | | |
| | 7,911,543.36 | | 3,085,594.76 | 4,825,948.60 |
| | 7,245,971.54 | | | 7,245,971.54 |
| | 15,157,514.90 | | 3,085,594.76 | 12,071,920.14 |

56

| | | | | |
|---|--|----------------|--|----------------|
| | | | | |
| A | | 201,955,572.33 | | 201,955,572.33 |
| B | | 48,645,302.21 | | 48,645,302.21 |
| | | 250,600,874.54 | | 250,600,874.54 |

| | | | | | | |
|---|------------|------|------------|------|----|----------------|
| | | 2020 | | 2020 | 12 | |
| A | B | | | | | 250,600,874.54 |
| A | 31,952,995 | B | 18,398,512 | | | |

57

| | | | | | | | | |
|--|-------------|------------|--|------------|------------|------------|-----------|--|
| | | | | | | | | |
| | | | | | | | | |
| | 2,349,389.6 | -380,765.4 | | 1,041,043, | -57,114.81 | -1,364,693 | 984,695, | |
| | 58.23 | 62.68 | | 249.12 | 9.40 | ,892.40 | 765.83 | |
| | 2,349,389.6 | -380,765.4 | | 1,041,043, | -57,114.81 | -1,364,693 | 984,695, | |
| | 58.23 | 62.68 | | 249.12 | 9.40 | ,892.40 | 765.83 | |
| | -1,124.62 | -27,539.73 | | | | -56,209.20 | 28,669.47 | |

| | | | | | | | | |
|--|--------------|-------------|--|--------------|-------------|---------------|-----------|------------|
| | | | | | | | | 82 |
| | -1,124.62 | -27,539.73 | | | | -56,209.20 | 28,669.47 | -57,333.82 |
| | 2,349,388.53 | -380,793.02 | | 1,041,043.24 | -57,114.819 | -1,364,750.10 | 28,669.47 | 984,638.43 |

58.09% -1,364,750,101.60

58

59

| | | | | |
|--|----------------|--|------------|----------------|
| | | | | |
| | 699,673,077.00 | | | 699,673,077.00 |
| | 41,893,962.55 | | 213,691.59 | 41,680,270.96 |
| | 741,567,039.55 | | 213,691.59 | 741,353,347.96 |

1

50%

2

213,691.59

60

| | | |
|--|-------------------|------------------|
| | | |
| | 1,758,462,062.48 | 1,700,426,915.63 |
| | 1,758,462,062.48 | 1,700,426,915.63 |
| | 250,091,965.87 | 316,914,185.34 |
| | 135,847,668.70 | 258,879,038.49 |
| | -1,041,043,249.12 | |
| | 2,913,749,608.77 | 1,758,462,062.48 |

1)

0.00

2)

0.00

- 3) 0.00
 4) 0.00
 5) 0.00

61

| | 4,607,263,246.86 | 3,836,340,666.94 | 3,699,836,965.57 | 2,957,658,247.04 |
|--|------------------|------------------|------------------|------------------|
| | 165,427,222.28 | 125,871,366.53 | 45,077,487.15 | 38,615,663.76 |
| | 4,772,690,469.14 | 3,962,212,033.47 | 3,744,914,452.72 | 2,996,273,910.80 |

62

| | | |
|--|---------------|---------------|
| | 14,486,804.19 | 12,797,350.61 |
| | 6,546,395.13 | 5,487,588.14 |
| | 10,858,526.89 | 8,136,199.68 |
| | 5,641,160.53 | 5,170,804.93 |
| | 31,087.26 | 15,852.28 |
| | 3,996,416.04 | 2,847,363.44 |
| | 3,900,946.03 | 3,660,351.56 |
| | | 414,132.63 |
| | 102,675.89 | 101,985.20 |
| | 393,432.00 | 212.76 |
| | 45,957,443.96 | 38,631,841.23 |

63

| | | |
|--|---------------|---------------|
| | 74,454,733.88 | 62,699,560.82 |
| | 44,511,114.76 | 23,567,538.03 |

| | | |
|--|----------------|----------------|
| | 12,840,438.91 | 10,124,091.58 |
| | 11,418,043.43 | 9,248,697.83 |
| | 4,751,270.10 | 5,257,100.62 |
| | 806,507.86 | 974,212.62 |
| | 21,498,932.40 | 33,348,498.85 |
| | 170,281,041.34 | 145,219,700.35 |

64

| | | |
|--|----------------|----------------|
| | | |
| | 119,834,123.62 | 89,335,431.10 |
| | 19,943,898.38 | 14,548,829.21 |
| | 18,638,776.21 | 16,796,115.88 |
| | 7,598,775.25 | 5,036,363.10 |
| | 6,980,479.30 | 4,504,630.47 |
| | 4,477,445.47 | 5,822,250.99 |
| | 4,270,695.13 | 4,811,554.12 |
| | 3,260,561.19 | |
| | 2,955,901.37 | 1,466,128.42 |
| | | 5,050,315.69 |
| | 18,375,455.89 | 7,993,754.77 |
| | 206,336,111.81 | 155,365,373.75 |

32.81% 50,970,738.06

65

| | | |
|--|---------------|---------------|
| | | |
| | 95,475,565.26 | 64,755,944.49 |
| | 52,326,677.63 | 8,251,441.92 |
| | 19,220,357.95 | 6,884,584.37 |
| | 10,890,898.99 | 12,746,279.58 |
| | 8,662,071.21 | 7,866,127.63 |

| | | |
|--|----------------|----------------|
| | 1,287,039.72 | 1,970,723.98 |
| | 15,819,008.40 | 6,410,194.74 |
| | 203,681,619.16 | 108,885,296.71 |

1

2 87.06% 94,796,322.45

66

| | | |
|--|---------------|---------------|
| | | |
| | 5,790,716.89 | |
| | 16,201,526.00 | 37,650,815.03 |
| | 12,012,555.38 | 30,819,758.83 |
| | 1,518,283.46 | 1,207,770.75 |
| | 3,120,029.73 | -5,623,285.45 |

8,743,315.18

67

| | | |
|------|--------------|--------------|
| | | |
| | 2,968,000.00 | 5,541,000.00 |
| | 2,004,092.60 | |
| | 1,510,200.00 | |
| | 1,000,000.00 | |
| | 824,913.04 | 2,907,529.01 |
| | 809,900.00 | |
| LED | 550,376.08 | |
| " " | 500,000.00 | 500,000.00 |
| 2021 | 410,000.00 | |

| | | |
|------|---------------|---------------|
| | 340,000.00 | 3,674,307.07 |
| | 300,000.00 | 1,000,000.00 |
| 2021 | 300,000.00 | |
| | | 4,988,602.00 |
| | | 3,000,000.00 |
| 2018 | | 1,422,900.00 |
| 2019 | | 1,000,000.00 |
| | 4,794,421.52 | 4,955,190.12 |
| | 16,311,903.24 | 28,989,528.20 |

43.73% -12,677,624.96

68

| | | |
|--|---------------|---------------|
| | | |
| | 2,260,497.27 | 2,351,681.39 |
| | 3,085,594.76 | |
| | 23,643,370.02 | 14,940,422.96 |
| | 1,118,141.63 | 23,451,129.06 |
| | 6,013,450.00 | 3,492,971.49 |
| | 36,121,053.68 | 44,236,204.90 |

69

70

| | | |
|--|--|--|
| | | |
| | | |

| | | |
|--|---------------|----------------|
| | | |
| | -4,202,568.39 | -15,841,416.23 |
| | -189,864.56 | -268,176.13 |
| | -264,782.57 | |
| | -4,657,215.52 | -16,109,592.36 |

72

| | | |
|--|----------------|---------------|
| | | |
| | -29,184,207.60 | -7,581,307.74 |
| | -1,318,800.00 | |
| | -388,613.87 | |
| | -30,891,621.47 | -7,581,307.74 |

307.47% 23,310,313.73

14,681,409.9

73

| | | |
|--|---------------|--------------|
| | | |
| | 77,713,637.77 | 9,090,874.79 |

74

| | | | |
|--|--------------|-----------|--------------|
| | | | |
| | | 57,720.00 | |
| | 2,003,455.62 | | 2,003,455.62 |

• G•S řntx I 3

| | | | | | | | | |
|--|--|--|--|--|--|--|-----------|---|
| | | | | | | | | / |
| | | | | | | | 57,720.00 | |

75

| | | | |
|--|--------------|--------------|--------------|
| | | | |
| | 645,945.89 | 1,672,244.18 | 645,945.89 |
| | | 104,364.08 | |
| | 311,858.32 | 291,692.80 | 311,858.32 |
| | 200.00 | 26,000.00 | 200.00 |
| | 190,078.72 | 556.29 | 190,078.72 |
| | 40,388.61 | 1,759,560.64 | 40,388.61 |
| | 1,188,471.54 | 3,854,417.99 | 1,188,471.54 |

76

1

| | | |
|--|---------------|---------------|
| | | |
| | 23,309,089.13 | 46,120,717.25 |
| | 1,741,577.22 | -406,009.72 |
| | 25,050,666.35 | 45,714,707.53 |

2

| | |
|---|----------------|
| | |
| | 292,348,101.65 |
| / | 43,852,215.25 |
| | 3,056,765.33 |
| | 1,031,206.00 |

| | |
|--|----------------|
| | 2,944,791.18 |
| | -21,834,983.83 |
| | 349,091.72 |
| | -4,348,419.30 |
| | 25,050,666.35 |

77

57

78

1

| | | |
|--|----------------|----------------|
| | | |
| | 48,637,165.49 | |
| | 40,666,019.15 | 12,240,049.79 |
| | 27,393,454.55 | 18,500,712.83 |
| | 18,109,095.02 | 38,946,211.76 |
| | 17,435,679.47 | 29,323,585.92 |
| | 12,980,397.19 | 9,828,318.01 |
| | 25,003.20 | 21,871.82 |
| | 5,778,972.29 | 10,805,467.01 |
| | 171,025,786.36 | 119,666,217.14 |

6.78 19.87.05 32* n /228 373 Tm 0 g [(1)33(7)33(1)-32 1 326.73 338.228 373 g [(2)33778,97

3

| | | |
|--|---------------|--|
| | | |
| | 54,990,047.00 | |
| | 54,990,047.00 | |

4**5****6**

| | | |
|--|----------------|--|
| | | |
| | 250,814,566.13 | |
| | 49,995,876.21 | |
| | 300,810,442.34 | |

79**1**

| | | |
|---|----------------|----------------|
| | | |
| 1 | -- | -- |
| | 267,297,435.30 | 322,168,591.79 |
| | 35,548,836.99 | 23,690,900.10 |
| | 104,751,799.89 | 76,762,605.39 |
| | 3,980,368.60 | |
| | 7,750,242.82 | 5,036,363.10 |
| | 50,237,535.65 | 8,024,378.24 |
| | -77,713,637.77 | -9,090,874.79 |

| | | |
|---|------------------|------------------|
| | -1,357,509.73 | 1,624,076.14 |
| | -4,649,669.44 | -4,785,700.00 |
| | 5,790,716.89 | |
| | -36,121,053.68 | -44,236,204.90 |
| | 2,222,138.97 | -246,364.71 |
| | -480,561.75 | 717,855.00 |
| | -43,528,121.23 | -105,929,840.59 |
| | -201,444,146.36 | 86,704,874.15 |
| | -389,309,460.41 | 34,387,672.98 |
| | | |
| | -277,025,085.26 | 394,828,331.90 |
| 2 | -- | -- |
| | | |
| | | |
| | | |
| | 41,695,763.31 | |
| 3 | -- | -- |
| | 1,139,089,151.31 | 875,728,218.57 |
| | 875,728,218.57 | 1,051,079,042.41 |
| | | |
| | | |
| | 263,360,932.74 | -175,350,823.84 |

2022

15

2

| | |
|--|----------------|
| | |
| | 252,184,400.45 |

| | |
|--|----------------|
| | -- |
| | 252,184,400.45 |
| | 120,835,756.18 |
| | -- |
| | 120,835,756.18 |
| | -- |
| | 120,835,756.18 |
| | 131,348,644.27 |

55,190,042.63

3**4**

| | | |
|--|------------------|----------------|
| | | |
| | 1,139,089,151.31 | 875,728,218.57 |
| | 16,733.10 | 14,800.25 |
| | 1,039,748,114.76 | 870,224,197.60 |
| | | |

| | | |
|--|----------------|----|
| | | |
| | 245,575,069.72 | |
| | 275,626,604.28 | |
| | 277,849,723.49 | |
| | 11,274,770.33 | |
| | 810,326,167.82 | -- |

82

1

| | | | |
|--|---------------|--------|----------------|
| | | | |
| | -- | -- | 266,653,929.34 |
| | 31,760,973.86 | 6.3757 | 202,498,441.04 |
| | 44,157.41 | 7.2197 | 318,803.25 |
| | 45,316,276.57 | 0.8176 | 37,050,587.72 |

| | | | |
|--|------------------|----------|---------------|
| | | | 19,121,489.94 |
| | 2,965,980.32 | 6.3757 | 18,910,200.73 |
| | 29,265.65 | 7.2197 | 211,289.21 |
| | | | 2,982,902.02 |
| | 6,673,158,881.43 | 0.000447 | 2,982,902.02 |
| | | | 81,284.42 |
| | 181,844,340.04 | 0.000447 | 81,284.42 |
| | | | 11,004.46 |
| | 1,726.00 | 6.3757 | 11,004.46 |

2

83

84

| | | | |
|-----|--------------|--|--------------|
| | | | |
| | 2,968,000.00 | | 2,968,000.00 |
| | 2,004,092.60 | | 2,004,092.60 |
| | 1,510,200.00 | | 1,510,200.00 |
| | 1,000,000.00 | | 1,000,000.00 |
| | 824,913.04 | | 824,913.04 |
| | 809,900.00 | | 809,900.00 |
| LED | 550,376.08 | | 550,376.08 |

85

1

1

| | | | | | | | | |
|--|---------------|--------------------|--------|--|---------------|--|--------------------|-------------------|
| | | | | | | | | |
| | 2021 08 01 | 493,880,163. 76 | 53.79% | | 2021 08 01 | | 707,022,757. 31 | 28,862,888.6 3 |

2

| | | |
|----|--|----------------|
| | | |
| -- | | 493,880,163.76 |
| | | 493,880,163.76 |
| | | 477,668,693.94 |
| / | | 16,211,469.82 |

3

| | | |
|--|----------------|----------------|
| | | |
| | | |
| | 176,025,798.81 | 176,025,798.81 |
| | 313,460,310.46 | 313,460,310.46 |
| | 697,875,234.89 | 629,478,819.32 |
| | 93,882,706.39 | 66,748,282.54 |
| | 15,086,008.74 | 15,086,008.74 |
| | 598,705,624.03 | 598,705,624.03 |

| | | |
|--|------------------|------------------|
| | 8,843,992.98 | 8,843,992.98 |
| | 3,901,388.20 | 3,901,388.20 |
| | 3,372,205.60 | 3,372,205.60 |
| | 94,182,937.64 | 94,182,937.64 |
| | 14,329,625.91 | |
| | 16,179,649.08 | 16,179,649.08 |
| | 21,659,286.52 | 21,659,286.52 |
| | 2,043,175,143.34 | 1,947,644,303.92 |
| | 198,258,013.62 | 198,258,013.62 |
| | 14,329,625.91 | |
| | 1,015,328,033.63 | 1,015,328,033.63 |
| | 19,573,230.62 | 19,573,230.62 |
| | 9,284,798.88 | 9,284,798.88 |
| | 53,169,797.06 | 53,169,797.06 |
| | 1,941,745.82 | 1,941,745.82 |
| | 22,247,027.59 | 22,247,027.59 |
| | 7,988,407.72 | 7,988,407.72 |
| | 13,029,376.16 | 13,029,376.16 |
| | 1,355,150,057.01 | 1,340,820,431.10 |
| | 688,025,086.33 | 606,823,872.82 |
| | 406,462,516.18 | 358,491,518.87 |
| | 281,562,570.15 | 248,332,353.95 |

5

6

2

1

2

3

3

4

5

5

9 11

6

1**1**

| | | | | 100.00% | | |
|--|--|--|--|---------|--|--|
| | | | | 100.00% | | |
| | | | | 70.00% | | |
| | | | | 100.00% | | |

| | | | | | | |
|--|--|--|--|--|--------|--|
| | | | | | 53.79% | |
| | | | | | 53.79% | |

2



1,346,86 817,363, 2,164,22 1,305,42
3,737.14 839.98 7,577.12 0,077.19

2

3

4

| | | |
|----|----------------|----------------|
| | / | / |
| | -- | -- |
| | -- | -- |
| | -- | -- |
| | 181,545,123.09 | 181,365,016.32 |
| | -- | -- |
| -- | 2,260,497.27 | 2,351,681.39 |
| -- | 2,260,497.27 | 2,351,681.39 |

5

6

7

8

4

5

6

12

1

1

2021 12

31

2

2021 12

31

226,614,000.00

100%

3

1

| | -- | -- | -- | -- |
|----|------------------|----------------|------------|------------------|
| | 5,825,678.18 | 322,422,447.43 | | 328,248,125.61 |
| 1. | 5,825,678.18 | 322,422,447.43 | | 328,248,125.61 |
| | 1,474,360,785.15 | | 500,000.00 | 1,474,860,785.15 |
| | -- | -- | -- | -- |

2

3

4

1

2

5

6

7

8

9

1

| | | | 11 | 13.47% | 13.47% |
|--|--|--|------------|--------|--------|
| | | | 46,200 | 8.77% | 8.77% |
| | | | 100 | 5.94% | 5.94% |
| | | | 2 100 | 1.82% | 1.82% |
| | | | | 30.00% | 30.00% |

2021 12 13

2021

12 15

2021 12 31

A B 419,803,826.00

30.00%

2

1

3

3

| | |
|--|--|
| | |
| | |
| | |
| | |
| | |
| | |
| | |
| | |
| | |

5

1

/

| | | 42,644,701.72 | 120,000,000.00 | | 54,268,443.27 |
|--|--|---------------|----------------|--|----------------|
| | | 7,858,610.67 | 15,000,000.00 | | 8,810,002.31 |
| | | 2,654,442.36 | 13,000,000.00 | | 3,128,174.91 |
| | | 1,394,588.50 | | | 118,407.08 |
| | | 646,501.00 | | | 448,824.06 |
| | | 1,151,902.67 | 3,000,000.00 | | 724,424.77 |
| | | 60,430,362.16 | | | 139,734,113.59 |
| | | 16,489,569.63 | | | |
| | | 269,383.02 | | | 326,229.47 |
| | | 2,734.91 | | | 16,851.55 |
| | | 25,471.70 | | | 42,477.88 |

| | | | | | |
|--|--|----------------|----------------|--|----------------|
| | | | | | |
| | | 5,660.38 | | | 13,274.34 |
| | | 234,245.88 | | | |
| | | | | | 35,150.44 |
| | | 133,808,174.60 | 151,000,000.00 | | 207,666,373.67 |

/

| | | 37,516,153.50 | 13,257,739.83 |
|--|--|---------------|---------------|
| | | 25,442,505.36 | 23,581,892.27 |
| | | 8,100,954.40 | |
| | | 3,104,398.07 | 508,074.33 |
| | | 3,089,642.46 | 2,001,082.10 |
| | | 1,642,983.52 | |
| | | 1,863,057.74 | 2,478,832.12 |
| | | 619,220.36 | |
| | | 225,710.62 | 367,903.54 |
| | | 108,592.02 | |
| | | 73,458.68 | |
| | | 49,674.33 | |
| | | 30,226.55 | 57,417.70 |
| | | 26,984.56 | 44,923.04 |
| | | 14,356.46 | |
| | | 8,013.27 | 8,004.42 |

| | | | |
|--|--|---------------|---------------|
| | | 6,145.47 | 678,572.88 |
| | | 857.79 | |
| | | | 856,798.23 |
| | | | 23,628.32 |
| | | 81,922,935.16 | 43,864,868.78 |

1

2

2 / /

3

4

5

6

7

| | | | |
|--|--|--------------|--------------|
| | | | |
| | | 1,503,487.93 | 553,233.53 |
| | | 1,425,147.02 | 2,246,860.84 |
| | | 1,328,797.52 | 1,011,360.58 |
| | | 306,708.16 | |
| | | 1,302,654.16 | 992,873.82 |

| | | |
|--|---------------|--------------|
| | 10,793,083.07 | 7,286,668.80 |
| | 16,659,877.86 | |

| | | | | | |
|--|--|--------------|------------|-----------|--|
| | | 669,790.40 | 20,093.71 | | |
| | | 7,060,000.00 | 211,800.00 | | |
| | | 8,865.50 | 265.97 | | |
| | | | | 39,428.00 | |
| | | | | 31,266.86 | |

| | | | | | |
|--|--|----------------|--------------|---------------|--------------|
| | | | | | |
| | | 275,394,068.90 | | | |
| | | 159,735,852.51 | | | |
| | | 497,684,055.77 | 1,305,917.38 | 28,677,444.38 | 1,674,087.29 |

2

| | | | |
|--|--|---------------|---------------|
| | | | |
| | | 5,816,952.78 | |
| | | 798,496.60 | |
| | | 13,989,061.63 | 32,866,944.98 |
| | | 794,923.94 | 5,258,863.67 |

| | | | |
|--|--|----------------|---------------|
| | | 7,219.71 | |
| | | 162,787,945.84 | 49,735,472.13 |

7

1

1

2 1

2

3

2015 12 4

2

1

2

2021 11 4

2

3

2015 12 4

2

1

2

3

2021 11 4

3

1

1

2

3

4

2

1

2

3

3

1

2

3

4

1

2

5

1

2

3

4

5

2015 12 4

2

1

2

1

2

3

1

2

3

4

4

5

2

1

3

5

1

2

2021 11 4

4

1

2

3

2021 10 27

5

1

2

2021 9 28

6

36

2021 10 27

36

2021 10 27

36

2021 10 27

1

2

2021 10 27

1

2

3

4

2021 10 27

3

1

2

3 2019 11 20

[2019]13

3

4

2021 10 27

4

1

2

3

2021 10 18

4

2021 10 27

5

2021 10 27

2021 10 27

8

2021 10 27

9

1

2

3

4

2021 10 27

10

1

2

)

(

3

4

5

6

2021 10 27

100%

2021 10 27

201906280001-2

4

2019 6 28

2022 6 27

39,876,500

2

3

10

2021 10 27

14

1

2

2021 10 27

15

2021 10 27

16

2021 10 27

1

2

3

4

5

1

1

2009 5 27

2

2021 11

34,931.13

26,596,784.43

3.14

600

2

3

18

1

1,000

2

2,740

3

6,710

4

1.17

5

2.03

1

2.18

2

4.33

3

9.29

4

15.48

5

26.20

12

2

1

1

2017

9

2017 0604 13425

2017 7 31

2018 5 10

2017 0604 13425

14,220,827.14

2018 5 24

2021

10 28

2018 06 6382

300

11,220,827.14

2

2021 10

2021 0604 41627

41628

41629

1

1,999,544.00

2020 10 1

71,185.48

4.35%

149,008.00

10%

2,219,737.48 3

3

2021 4

32

2021 12

2021 0604

42183

2021 7 31

5,572,000.00

50,000.00

98,000.00

5,720,000.00

4

590,948.44

5.90

2021 6 30

7 31

196,890.00

197,168.44

2021 8 31

5

2020 3414 470.21
 70.73 5 545.94
 2021 3 19 470.21
 5 5.52
 2021 7 6 2021 01 1419 2021 9 23
 2021 12 6 2021 05 504
 2021 12 16 2021 05 343
 2022 1 4
 2022 1 26

6

2021 01 1028
 2,130.40 287.60
 2,417.99 2018 1
 2020 10 30
 28 29,657 2,130.40
 2021 10 8

7

849.31 2019 8 16
 369.48 2021 5 3

8

1 2021 6 2021 8
 13
 20 [2021]3423
 13 12 2021 9

2021 6 28

412,100.00

2

3

2021 12 31

| | | | | | |
|---|--|--|--|-----------|-----------|
| | | | | | |
| 1 | | | | 20,000.00 | 4,770.00 |
| 2 | | | | 2,600.00 | 724.13 |
| 3 | | | | 15,000.00 | 5,000.00 |
| 4 | | | | 3,990.00 | 1,218.23 |
| | | | | 41,590.00 | 11,712.36 |

1

2021 1001

4,770

2021 2 1 2022 2 1

7,234.44

2017

0065501

2017

0065499

2017

0065498

2017

0065497

2,404.45

2017

0064815

2017

0064833

2017

0064840

2019 12 30 2024 12 30

12,229.47

2020 6 15

2023 6 15

2020

000436821

2020

000437330

2020

000437429

2020

000437448

2 2020 5 18

4

0

2021

2022 1 14

| | | | | | | |
|-------|---------------|---------------|------------|------------|----------|------------|
| | | 1,300 | A | | A | 18,952,995 |
| B | 18,398,512 | | 37,351,507 | | 2022 2 8 | 37,351,507 |
| 2.67% | A | 18,952,995 | B | 18,398,512 | | |
| | 1,399,346,154 | 1,361,994,647 | | | | |

2021 10 27

2021 12 31

2021

100%

79,753,050

52,051,945

2022 2 25

100%

52,051,945

52,051,945

132,819,895

21.48%

1

2

3

4

5

6

7

8

2020 18

135,882.4 688 44,558.09
 183,855,895.00 2021 12 31 30% 55,160,000.00

1

1

| | | | | | | | | | | |
|--|----------|-------|----------|--------|-----------|-----------|-------|-----------|--------|-------------|
| | | | | | | | | | | |
| | | | | | | | | | | |
| | | | | | | | | | | |
| | 11,220,8 | 1.00% | 8,976,66 | 80.00% | 2,244,165 | 15,257,66 | 1.40% | 9,569,331 | 62.72% | 5,688,330.8 |

| | | | | | | | | | | |
|---|----------------------|---------|-------------------|-------|----------------------|----------------------|---------|-------------------|-------|----------------------|
| | 27.14 | | 1.72 | | .42 | 2.85 | | .99 | | 6 |
| | | | | | | | | | | |
| | 1,108,64 1,819.86 | 99.00% | 51,950,3 20.95 | 4.69% | 1,056,691 ,498.91 | 1,073,149 ,615.48 | 98.60% | 48,124,87 2.12 | 4.48% | 1,025,024,7 43.36 |
| | | | | | | | | | | |
| 1 | 1,022,00 5,643.56 | 91.26% | 51,950,3 20.95 | 5.08% | 970,055,3 22.61 | 1,012,031 ,374.59 | 92.98% | 48,124,87 2.12 | 4.76% | 963,906,50 2.47 |
| 2 | 86,636,1 76.30 | 7.74% | | | 86,636,17 6.30 | 61,118,24 0.89 | 5.62% | | | 61,118,240. 89 |
| | 1,119,86 2,647.00 | 100.00% | 60,926,9 82.67 | 5.44% | 1,058,935 ,664.33 | 1,088,407 ,278.33 | 100.00% | 57,694,20 4.11 | 5.30% | 1,030,713,0 74.22 |

| | | | |
|---|---------------|--------------|--------|
| | | | |
| | | | |
| A | 11,220,827.14 | 8,976,661.72 | 80.00% |
| | 11,220,827.14 | 8,976,661.72 | -- |

| | | | |
|--|------------------|---------------|-------|
| | | | |
| | | | |
| | 1,108,641,819.86 | 51,950,320.95 | 4.69% |

| | | |
|---|---|------------------|
| | | |
| 1 | 1 | 1,048,406,539.45 |
| 1 | 2 | 24,832,557.94 |
| 2 | 3 | 8,500,312.82 |
| 3 | | 38,123,236.79 |
| 3 | 4 | 17,208,975.28 |
| 4 | 5 | 11,978,176.23 |
| 5 | | 8,936,085.28 |
| | | 1,119,862,647.00 |

2

4,387,268.74

0.00

3

| | |
|--|--------------|
| | |
| | 1,036,835.71 |
| | 117,554.16 |
| | 100.31 |
| | 1,154,490.18 |

| | | | | | |
|--|----|--------------|----|----|----|
| | | | | | |
| | | 1,036,835.71 | | | |
| | | 117,554.16 | | | |
| | | 100.31 | | | |
| | -- | 1,154,490.18 | -- | -- | -- |

4

| | | | |
|--|----------------|--------|--------------|
| | | | |
| | 166,366,875.25 | 14.86% | 4,991,006.26 |
| | 89,015,269.51 | 7.95% | 2,670,458.09 |
| | 72,464,493.55 | 6.47% | |
| | 26,525,457.91 | 2.37% | 795,763.74 |
| | 25,411,814.39 | 2.27% | 762,354.43 |

| | | | |
|--|----------------|--------|----|
| | 379,783,910.61 | 33.92% | -- |
|--|----------------|--------|----|

5

6

2

| | | |
|--|----------------|----------------|
| | | |
| | 511,056,231.24 | 462,284,585.09 |
| | 511,056,231.24 | 462,284,585.09 |

1

2

3

2

3

1

| | | |
|--|--------------|--------------|
| | | |
| | 3,486,778.81 | 7,403,907.26 |
| | 5,597,832.99 | 4,025,073.30 |
| | 2,564,557.87 | 2,989,445.13 |

| | | |
|--|----------------|----------------|
| | 4,674,335.06 | 195,141.85 |
| | 497,805,458.10 | 450,006,575.72 |
| | 514,128,962.83 | 464,620,143.26 |

2

| | | | 12 | () | () | |
|------|----|----|------------|--------------|-----|--------------|
| 2021 | 1 | 1 | 454,821.73 | 1,880,736.44 | | 2,335,558.17 |
| 2021 | 1 | 1 | | | | |
| | | | 308,426.99 | 428,746.43 | | 737,173.42 |
| 2021 | 12 | 31 | 763,248.72 | 2,309,482.87 | | 3,072,731.59 |

5

| | | | | | |
|--|--|----------------|---|--------|--|
| | | | | | |
| | | 395,836,356.26 | 1 | 76.99% | |

| | | | | | | | |
|-----------------------|---------------|----------------|---------------|--|----------------|----------------|--|
| | | | | | | | |
| | 350,000.00 | | | | | 350,000.00 | |
| | 72,000,000.00 | | | | | 72,000,000.00 | |
| () | 35,418,439.76 | | | | | 35,418,439.76 | |
| | 50,077,000.00 | | 50,077,000.00 | | | | |
| | 16,685,000.00 | | | | | 16,685,000.00 | |
| | 15,000,000.00 | | | | | 15,000,000.00 | |
| | 25,500,000.00 | | | | | 25,500,000.00 | |
| FSL Lighting GMBH? | 195,812.50 | | | | | 195,812.50 | |
| | 57,850,693.15 | 40,000,000.00 | | | | -97,850,693.15 | |
| | | 57,000,000.00 | | | 113,000,000.00 | 170,000,000.00 | |
| | | 150,000,000.00 | | | | 150,000,000.00 | |
| | | 493,880,163.7 | | | | 493,880,163.73 | |
| | | 6 | | | | | |

| | () | | | | | | | | | () | |
|--|-----------|--|--|-----------|--|--|-----------|--|--|-----------|--|
| | 181,365,0 | | | 2,260,497 | | | 2,080,390 | | | 181,545,1 | |
| | 16.32 | | | .27 | | | .50 | | | 23.09 | |
| | 181,365,0 | | | 2,260,497 | | | 2,080,390 | | | 181,545,1 | |
| | 16.32 | | | .27 | | | .50 | | | 23.09 | |
| | 181,365,0 | | | 2,260,497 | | | 2,080,390 | | | 181,545,1 | |
| | 16.32 | | | .27 | | | .50 | | | 23.09 | |

3

4

| | 3,548,713,016.46 | 3,011,542,500.00 | 3,341,450,360.57 | 2,726,640,272.12 |
|--|------------------|------------------|------------------|------------------|
| | 169,595,356.00 | 142,496,679.53 | 148,816,741.96 | 134,309,284.64 |
| | 3,718,308,372.46 | 3,154,039,179.53 | 3,490,267,102.53 | 2,860,949,556.76 |

5

| | 38,645,385.25 | |
|--|---------------|---------------|
| | 2,260,497.27 | 2,351,681.39 |
| | 7,349,443.02 | 43,551,565.30 |
| | 23,643,370.02 | 14,940,422.96 |
| | 971,514.99 | 23,451,129.06 |
| | 6,013,450.00 | 3,678,150.00 |
| | 78,883,660.55 | 87,972,948.71 |

| | 82,233,742.26 | |
|--|---------------|--|
| | 15,971,903.24 | |
| | 881,704.19 | |
| | 10,663,119.44 | |

| | | | |
|--|-------|--------|--------|
| | 4.23% | 0.1854 | 0.1836 |
| | 2.53% | 0.1112 | 0.1101 |

3

1

2

3

4