
FSL
佛山照明



			202	
	1,361,994,647			A
1300	1,348,994,647		10	
1	0			

.....	2
.....	
.....	11
.....	39
.....	557
.....	8
.....	9
.....	104
.....	104
.....	1010

--	--

	2023		2022		2021
	Actual	Budget	Actual	Budget	
Total					



--	--	--	--	--	--



			.59%
			3.2%
			2.51%



--	--	--	--	--

		1,717	11.82%
		13.27%	1.2%
		929	7.53%
		113	-7.08%
		14	28.57%

		1	20.73%
		788	0.3%
		32	22.15%
		297	19.53%

--	--



2022 2

21.32%

21.48%

2022

2021 7

53.79%

2016 10 21

51%

2018 6 19

2005 79

2005 8 23

70%

2016

8 23

30%

100








2021 1 1


4.59


















A horizontal line segment extending from the left edge of the page to the vertical grey bar.









--	--	--	--	--	--	--

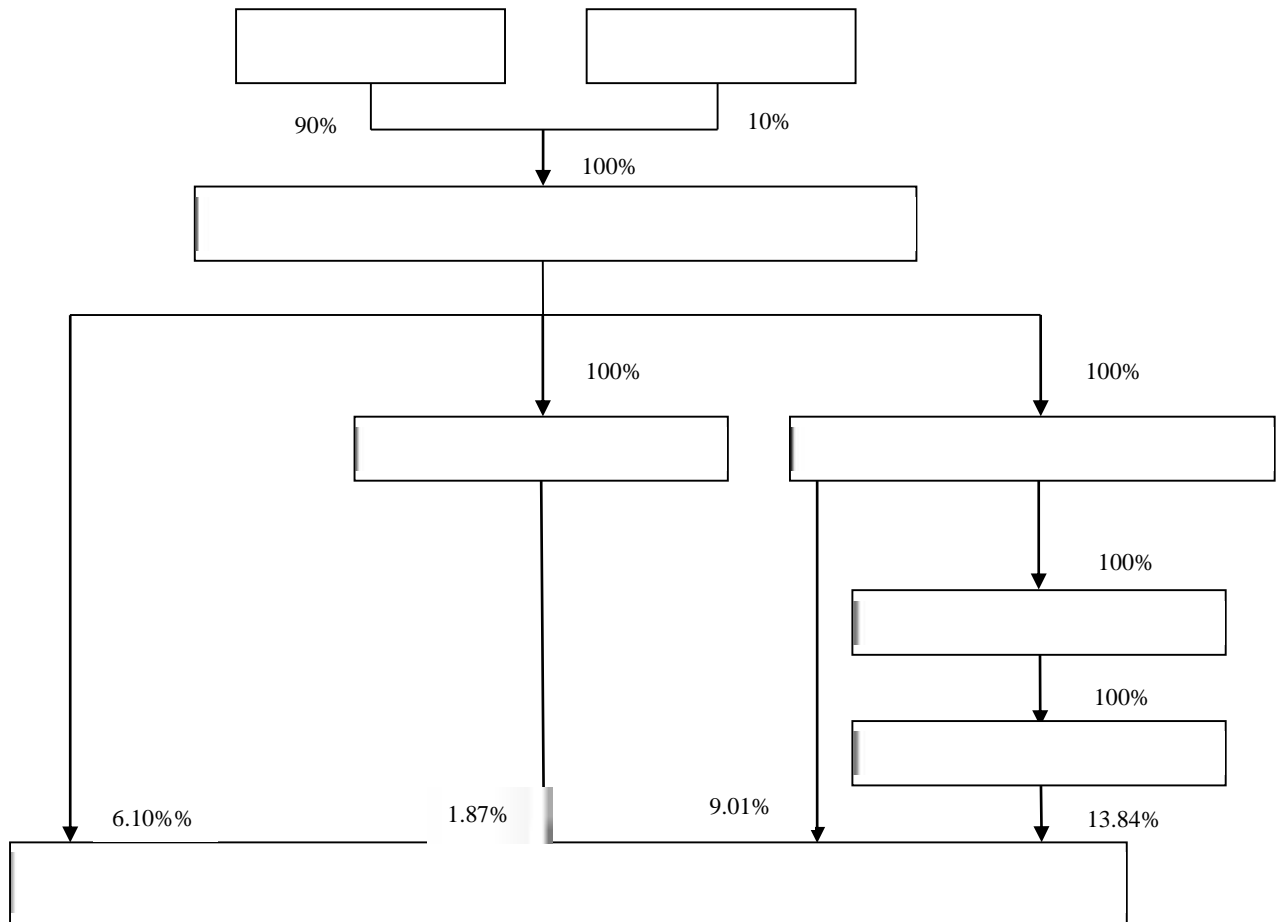
2022	12	31	3	
2			20,110.4	,510.4



			2,0 00							241. 35						







61.
8,494,775,305.34

2022
96.97%

8,759,965,275.96

2022 12 31
123,482,923.86

2,044,253,865.62

()

1

2

3

4

5

2022 2 28

21.48%

4.06

1

2

6



1992 63

1992 10 20 1993 10 1993 33

A 1,930 1993 11 23 1995 7

23 5,000 B 1996 8 26

466 2000 12 11

[2000]175 A 5,500 2006 2007 2008

2014 2017

RMB1,399,346,154.00

91440000190352575W

64

2023

FSL

LIGHTING GMBH

13

11

2022

2022 12 31

1 1 12 31

12

1.

2

1.

2

3

4

5

2

3

2

1.

()

2

1.

1

2

2.

3.

4.

1

2

12

1.

12

12

2.

2

14

1

1

2%

3

1

2

3

1	1	23%
1-2		10%
2-3		30%
3-4		50%
4-5		80%
5		100%

1

1

2%

12

12

1.

2.

3.

4.

5.

)

(

1.

12

7

2.

22

3.

20%

20%

50%

1.

2.

1

1

2

3

2

1

17 -

2

3

4

1

2

3

4

5

7 -

12 -

16 -

20 -

1

2

3

3.




1 2020

2007

2020 1 1 15%

2			2019	12	2021	12		2007
2019	1	1			2021	1	1	15%
3								[2015]
1		2015	1	1				15%
4					2019	1	1	
		15%						
5	2022	12	19		2022			
					GR202245001221		2022	2024
								15%
6	2021	11	30					
			2021	237				
GR202145001045			2021	2023				15%
7		2008	12	16			GR2008440000970	
					GR202044006337		2020	12 9
	2020	2022		15%				
8							2015	10 10
					GR2015440012381			
GR202144008779			2021	12 20		2021	2023	15%
9		2022						
							GR202244003711	2007
								2022
1	1			15%				
10	2022	12	14					2016 32
					2016	195		
								15%
11					2021	12	31	
GR202144008851			2022	2024				15%

		9,083,410.92	19.95%	1
		2,540,646.17	5.58%	2-3
		2,281,714.08	5.01%	1
		2,092,681.22	4.60%	1
		1,981,680.20	4.35%	1
		17,980,132.59	39.49%	





--	--	--

2014

405,620,123.64

2022

9.52%1.14%

2%15.31%

30%

1,000

6 L2j o ³/₄ ' f f Ct(\$îÊ(Ä

2022 12 31

4,679,000.00

A		
B		

C		
D		
E		
F		
G		
H		

	181,785,253.31	1,297,265,600.67	1,310,115,734.49	168,935,119.49
	670,312.10	103,889,334.63	100,669,575.22	3,890,071.51
		2,621,830.38	2,412,869.20	208,961.18
	182,455,565.41	1,403,776,765.68	1,413,198,178.91	173,034,152.18


	178,777,798.91	1,136,389,060.85	1,150,510,888.93	164,655,970.83

	793,469.95	63,353,308.12	63,479,853.04	666,925.03
	477,866.35	51,145,609.34	50,255,777.12	1,367,698.57
	409,349.38	48,655,317.26	47,864,025.86	1,200,640.78
	68,516.97	2,490,292.08	2,391,751.26	167,057.79
	242,880.71	34,068,543.35	33,852,467.68	458,956.38
	1,493,237.39	12,309,079.01	12,016,747.72	1,785,568.68
	181,785,253.31	1,297,265,600.67	1,310,115,734.49	168,935,119.49

	435,529.62	97,346,651.90	94,124,158.60	3,658,022.92
	14,782.48	1,983,229.54	1,866,368.03	131,643.99
	220,000.00	4,559,453.19	4,679,048.59	100,404.60
	670,312.10	103,889,334.63	100,669,516.08	r

	2,015,77.71	1,915,052.3
	1,817,585.50	545,215.31
	1,475,258.57	7,507,47.30

--	--	--



	.82							





--	--	--

	10,922,141.99	102,84,488.55
	509,93,013.98	438,529,743.34
	7,125,482.81	7,338,71.52
	12,154,705.29	14,504,737.18
	79,115,55.08	57,320,573.4
	-98,273.19	-77,714,217.87
	9,285,315.4	-251,15.05
	9,518,428.58	-4,495,539.89
	22,311,20.70	12,729,250.18
	-10,33,954.02	-33,313,980.81
	-,125,417.7	1,357,779.25
	-77,703,091.99	8,757,301.94
	-2,,433.29	-41,037,550.29
	434,804,727.8	-492,03,920.1
	-318,788,452.2	-75,245,835.03
	1,04,888,320.9	433,473,948.34
2		
3		
	1,945,971,307.2	1,940,209,052.92

	1,940,209,052.92	1,39,319,225.08
	5,72,254.34	570,889,827.84

2021 10 27 2021 12 31



12

1

2022

12 31



()

,

1

2



	1,284,350.64	1,503,487.93
	1,215,545.40	1,425,147.02
	778,048.20	1,328,797.52
	483,110.98	306,708.16

	982,355.46	1,302,654.16
	7,936,351.27	10,793,083.07
	12,679,761.95	16,659,877.86

8.1

2021 10

100%

79,753,050

917,980,229.67

52,051,945

599,117,886.95

11.51 /

2022

100%

8.2

8.3

-		3,774,18.39		1,514,111.47	

		2,805,991.79	5,119.84	4,15,75.0	
		2,754,557.10	82,3.71	7,53,111.98	22,083.3
		2,049,187.54	2,394.38	5,752,518.74	172,575.5
		703,25.00	103,815.51	70,784.00	4,301.49
		9,790.40	,979.04	9,790.40	20,093.71
		582,275.0	11,45.51	93,811.81	4,90.59
		54,2.00	1,398.78	2,21,178.80	78,35.3
		457,703.9	45,770.40	,455,385.93	193,1.58
		218,038.4	18,81.2	1,095,727.04	32,871.81
		11,775.00	3,503.25	10,118.00	303.54
		44,297.00	13,289.10	44,823.00	4,445.48
		20,179.00	05.37		
		3,080.00	1.0		
				2,303.0	9.11
		39,428.00			
		148.8			
				194,000.00	
				12,89.0	
		53,041.92	4,708.84	45,00.00	912.00
				7,00,000.00	211,800.00
				275,394,08.90	
				159,735,852.51	
				19,999,513.57	
		14,838,52.84	90,744.59	493,38,270.87	992,443.59

		52,101,81.43	
		449,283.50	798,49.0
		129,250,43.4	13,292,707.38
		3,038,287.38	2,417,521.87
		773,40.05	1,337,304.32
		73,000.00	
		99,115.04	178,185.14
		4,375.00	
		4,520.40	118,352.30
		14,010.00	
			12,370,475.74
			3,825,018.07
			57,218.00
		120,352,181.20	120,352,181.20
		3,21,344.40	1,72,24.40
		2,359,738.14	298,300.4
		1,037,278.57	1,008,558.2
		84,938.10	
			391,025.00
			202,103.81
	()	59,428.00	59,428.00
			3,233.00
			2,303.0
		314,445,419.7	308,948,77.33

1

2015 12 4

2

1

2

2021 11 4

1

1

2

2

3

2021 10 27

2

2015 12 4

2

1

2

3

2021 11 4

1

2

3

2021 10 27

3

2015 12 4

2

2021 11 4

4

1

2

3

2021 10 27

5

1

2

3

2021 9 28

2021 10 27

1

2

3

4

2021 10 27

2021 10 27

1

3

2021 10 27

((1

2009 5 27

22

3

2022 4

1,987,021.16

2022 0604 20844

2022 11 2

1

1,881,849.00 2

3

2023 06 1205 2023 3 27

152,339.88

4

2022 8 2,427,830.95

2022 0604

32528 2023 2 21

184,212.00

5

436.13

200

436.13

2022 5 7

2022

5 27

202

2022 6 15

2022 7 13

2022 9 1

9

2022 12 30

6

1

77,932.00

405,461.00

25,337.10

26,000.00 2

34,822.00

401,029.00 23,385.81 24,000.00

3 309,793.00 1,595,680.00

2023 4

7

4,384,929.27 2022 0604 21387 2022 11 3

1 4364929.27 2

3 4

5 2023 1 9

2023 2 13

449,788.82

2022 31

1				20,000.00	0.00
2				2,600.00	0.00
3				15,000.00	0.00
4				3,999.00	0.00
				4,500.00	4,500.00
				8,100.00	6,510.64
				9,100.00	9,100.00
				30,000.00	0.00
				93,299.00	20,110.64

1

2021 1001

4,770

2021 2 1 2022 2 1

2019 12 30 2024 12 30

2 2020 5 18

IFELC20DE24MZT-L-01

2,600

2,400

200

30

/

WYZH2021012600174 WYZH2021042100164

WYZH2021042100146

1,000

2021 1 26

2022 01 26

2,000

2021 4 21

2022 4 21

2,000

2021 4

22 2022 04 22

15,000

2019 12

30 2024 12 30

4 2020 6 21

IFELC20DE2XZXM-L-01

3,990

3,599

400

30

28

104

/

() 2023 A

2023 3 14

2023

A

35

A

30% 408,598,394)

109,455.18 ()

()

()

()

A

5%

1,300.00

0.95%

2022 1

		LED		
	5,240,011,434	3,579,885,721	-59,931,886	8,759,965,275
	4,139,363,944	3,145,045,565	-60,438,008	7,223,971,501
	2,467,060.	1,309,748.	-1,309,748.	2,467,060.
	-17,343,728.	2,003,200.	-64,235.2	-15,404,763.
	-45,335,149	-46,182,229		-91,517,378.
	232,221,176	375,867,590		608,088,767
	257,921,463	130,307,220	-6,511,000.	381,717,683
	21,687,405	9,039,564	147,358.1	30,874,328
	236,234,057	121,267,656	-6,658,358.	350,843,355
	9,573,672,136	6,579,901,330	-866,512,347	15,287,061,119
	3,897,838,225	2,826,270,746	-37,394,683	6,686,714,288

60%

60%

2022 8 29

2022

A				





--	--	--	--	--

--	--	--

	4.13%		
	4.12%		